

# Directorate of Education, Bahadurgarh ( Patiala) SGPC

Syllabus 2025-26

Class:-I Maths

## Evaluation 1 April & May 2025

- Chapter -1 Pre Number Concept
- Chapter -2 Number Up to 20
- Chapter -3 Ordinal Number
- Tables 2 to 6
- Number name 1-20
- Comparing Numbers
- Tick the Smaller Number .
- Circle the bigger Number.
- Ascending order (up to 20)
- Descending Order (up to 20 )
- Ordinal Number
- Match ups
- Write the correct ordinal number
- Tick the correct answer
- Tables 2 to 6

## Activities

- ✓ Shapes and Patterns
- ✓ Math and Activity (page no 33,51)

## Evaluation 2 ( July to September 2025 )

- Chapter -4 Addition 1 to 10
- Chapter -5 Subtraction up to 10
- Chapter -7 Number up to 100
- Number Name (1-50)
- Write the missing number (up to 100)
- Before ,After and Between
- Circle the Smaller number (up to 100)
- Tick the Bigger Number ( up to 100)
- Ascending Order ( up to 100)
- Descending Order ( up to 100)
- Addition up to 10 (Activity)
- Count and write how many these are
- Story sum
- Subtraction up to 10 (Activity )
- Subtract by cross out the object
- Story Sum
- Tables 2 to 8

## Activities

- Money (By Using Fake Currency )
- Maths Lab Activity (pg -61,86,108)

### **Evaluation -3 ( October to December 2025 )**

- Chapter -8 Addition and Subtraction
- Chapter -11 Time
- Chapter-12 Multiplication
- Tables 2 to 10
- Number Name (51 -100)
- Shapes
- Recognize The Shapes and write the name
- Complete the patterns.

#### **Addition up to 100**

- Add the Following
- Addition with regrouping
- Story Sum

#### **Subtraction up to 100**

- Subtract the Following
- Subtraction with regrouping
- Story Sums
- Time
- Fill in the Blanks
- Write the time shown by the clock
- Draw hour hand to match the given time
- One Word answer

#### **Multiplication**

- Multiply the following
- Complete the multiplication facts
- Table 2 to 10

#### **Activity**

- Time
- Maths lab Activity pg-117,124

### **Evaluation 4 ( January 2026 to March 2026 )**

- Chapter -9 ,Money
- Chapter -10 Measurement
- Chapter -13 Division
- Chapter-14 Data Handling
- Tables 2-12

## Measurement

- Write Four body parts which are used to measure length
- Measure the length of the given object with sharpeners.

## Money Activity

- Count the money
- Circle the Coins which will equal to the price for each object
- Match ups
- Division
- Fill ups
- Tick the correct answer
- Data Handling
- Look at the Table and write the number fruits in each row.

## Activity

- Maths lab page 132,140

# **Directorate of Education, Bahadurgarh ( Patiala) SGPC**

Syllabus 2025-26

Class:- Ist

Evaluation I

Subject :- EVS

Month	Topic	Oral work/ Activity	Worksheet and notebook work
April	Lesson 1 All about Me 10 marks	Modal Talk on my self	Draw yourself and colour Book Work & learn spellings of New Words
	Lesson 2 Our Body 10 marks	modal talk on body parts taste the different food Sense organ exploration with help of different objects.	Book Work & learn spellings of New Words matching sense organ with their function, drawing and colouring sense organs
May	Lesson 3- Healthy Habits 10 marks	modal talk on healthy habits	Book Work & learn spellings of New Words matching and drawing
	Lesson 4 Meet My Family 10 marks	modal talk on family members Family tree activity pasting of picture of family members on chart Role play on different family members	Book Work & learn spellings of New Words

**Evaluation I**

**Oral 10 marks + written 40 marks= total 50 marks**

**Directorate of Education, Bahadurgarh ( Patiala) SGPC**

Class:- Ist		Syllabus 2025-26 Evaluation II		Subject :- EVS	
Month	Topic	Oral work/ Activity		Worksheet and notebook work	
July	Lesson 5 Our Food 8 marks	name the junk foods and healthy foods, read two and three letter words from lesson		Paste or draw food items which do you like the most Book Work & learn spellings of New Words	
	Lesson 6 Clothes We Wear 8 marks	Modal talk on clothes read two and three letter words from lesson		Sorting activity: sort clothes based on seasons or types To dress up the child by himself/herself Book Work & learn spellings of New Words	
August 2 <sup>nd</sup> Evaluation	Lesson 7 Sweet Home 8 marks	Modal talk on my sweet home read two and three letter words from lesson Making a simple modal of a house using card board boxes		Drawing their house Labeling parts of house (door, window roof) Book Work & learn spellings of New Words	
	Lesson 8 My School 8 marks	modal talk on rooms of school school principal school helper read three and four letter words from lesson		Book Work & learn spellings of New Words Making a thank you card for school helpers	
	Lesson 9 In My City 8 marks	speak a few sentences on your village. read three and four letter words from lesson		Book Work & learn spellings of New Words	
September	<b>Evaluation II</b>	<b>Oral 10 marks + written 40 marks= total 50 marks</b>		<b>Directorate of Education, Bahadurgarh ( Patiala) SGPC</b>	
		Class:- Ist		Subject :- EVS	

Syllabus 2025-26

Evaluation III

Month	Topic	Oral work/ Activity	Worksheet and notebook work
October	Lesson 10 Around us (8 marks)	modal talk related to topic read three and four letter words from lesson	Book Work & learn spellings of New Words
	Lesson 11 our festival (8marks)	modal talk related to topic read three and four letter words from lesson	Book Work & learn spellings of New Words paste pictures of your favorite festivals on notebook celebrate festivals in class room
November	Lesson 12 Moving around and communication (8 marks)	modal talk related to topic read three and four letter words from lesson	Book Work & learn spellings of New Words telephonic conversation draw and colour any transport
	Lesson 13 being safe 8 marks	modal talk related to topic read three and four letter words from lesson	Book Work & learn spellings of New Words activity on safety rules skit based on topic
	Lesson 14 our green friends 8 marks	modal talk related to topic read three and four letter words from lesson	Book Work & learn spellings of New Words drawing matching and colouring worksheet
December	<b>Evaluation III</b>	<b>Oral 10 marks + written 40 marks = total 50 marks</b>	
<b>Directorate of Education, Bahadurgarh ( Patiala) SGPC</b> Syllabus 2025-26 Class:- Ist                      Evaluation IV                      Subject :- EVS			
Month	Topic	Oral work/ Activity	Worksheet and notebook work

January	Lesson 15 Animal World 10 marks	<p>Speak a few sentences on any five animals</p> <p>Read the lesson loudly in class</p> <p>Role play of animal like lion and narrate a story</p> <p>Animal sound</p>	Book Work & learn spellings of New Words worksheet based on animals names, their young ones, things we get from animals etc
	Lesson 16 Air and Water 10 marks	<p>Read the lesson</p> <p>Speak about importance of air and water</p>	Book Work & learn spellings of New Words tick the sources of water worksheet on uses of water and air
February	Lesson 17 Weather and Seasons 10 marks	<p>Read the lesson</p> <p>Talk about your favourite weather the things you like to eat, wear, enjoy etc</p>	Book Work & learn spellings of New Words draw and colour rainbow draw and colour umbrella worksheet on seasons
	Lesson 18 The Earth and The Sky 10 marks	<p>Read the lesson</p> <p>Speak a few sentences on the Earth</p>	Book Work & learn spellings of New Words worksheet related to topic
March	<b>Evaluation IV</b> <b>Oral 10 marks + written 40 marks = total 50 marks</b>		

# Directorate of Education, Bahadurgarh ( Patiala) SGPC

Syllabus 2025-26

Class:-I English

## Evaluation I ( April & May)

Month	Topic	Listening & speaking + Activity (10 marks)	notebook / worksheet (40 marks)	Learning Outcomes
April	Pg.no. 1 to 6 Do you remember?  L-1 Manu and His Family  All of Me (poem)	Reading of lesson 1 and poem tongue twisters concept of C or K, picture composition : family members pg. no. 8 introduce new words story on sense organs One -many , body parts activity on body parts Touch your body part (with sentences) make sentences eg. juice :- I like orange juice. Or juice is very healthy.	Worksheet of Rhyming words concept of C or K, Naming Words, One many Bookwork ,new words (10),Opposite words , Lesson-1 comprehension : pg. no. 7,8 Worksheet of body parts ,	# rhyming words, family Members ,naming words Body parts, sense organs
May	Lesson -2 Friends in the park At school (poem)	Reading of l-2 and poem , rhyming words , Introduce new words ,picture composition pg. no. 35  This ,That ,These ,Those , shapes	Worksheet of pronouns , bookwork , new words ,opposite words comprehension : pg .no. 21 Rhyming words Pg . no. 36 This ,that , these ,those ,	Will learn I/we/you/he/she/it/ they will learn to behave with friends This , that , those ,these ,rhyming words
Exam Evaluation I ( Internal Ass 5 marks + Oral 5 marks + written 40 marks = Total 50 marks)				

# Directorate of Education, Bahadurgarh (Patiala) SGPC

Syllabus 2025-26

Class:-I English

## Evaluation II ( July, August & September 2025)

Month	Topic	Listening & speaking + Activity (10 marks)	notebook / worksheet (40 marks)	Learning Outcomes
July	<p>Lesson 3 At the zoo</p> <p>Mr. caterpillar (Poem)</p>	<p>Good action/bad action Reading lesson and poem, use of is/am/are, 1. position words in, on, under near, 2. animals and their babies Action words, 3. genders related to animal Picture composition page no. 40</p>	<p>New words with meaning and sentences, worksheet matching, coloring of animals and their babies, worksheet :- use of is, am, are rhyming words Action words comprehension page no 38,40</p>	<p>Will learn to speak a few sentences on a picture using hints</p>
August	<p>Lesson 4 My red bicycle</p> <p>Lesson 5 Hide and Sleep</p> <p>Pg.no .63 to 73</p>	<p>Position words ( in, On, under, near, ) Make new words from one words elephant- ant, pant, help Reading lesson use of can – cannot, 4 vehicles name, colours of the things Five sentences on any vehicle picture composition page no 55 make sentences on naming words</p>	<p>New words, worksheet of lesson -4 and 5, vehicles name, colours of the things, Comprehension page no.51 Picture composition page no.55 Book work, make sentences by using in, on under, rhyming words</p>	<p>Will learn to use position words, able to make new words</p>
September	<p>Revision of above all ( Grammar from April to August and other topics from July and August month only) Exam Evaluation II ( Internal Ass 5 marks + Oral 5 marks + written 40 marks = Total 50 marks)</p>			

# Directorate of Education, Bahadurgarh ( Patiala) SGPC

Syllabus 2025-26

Class:-I English

Evaluation III ( October, November & December 2025 )

Month	Topic	Listening & speaking + Activity (10 marks)	notebook / worksheet (40 marks)	Learning Outcomes
October	Lesson 6 The magic tree A child's song Lesson 7 The Red raincoat	Polite words loud Reading of lesson 6 & 7, recite poem with actions , rhyming words, words with same meaning , describing words, picture composition pg.no 76 Use of joining words (and , but) One- many Pronouns use of a/an make sentences using weather words	Book work , describing words , words that go together, things we use , new words, comprehension pg 75, 88, 89 use of a/an use of has ,have, new words	child will be able to speak politely  will be able to frame sentences
November	The rainbow (poem)	Rhyming words poem recitation Picture composition of a park Make Sentences for following words Laugh, love, bag, sunny, live Five Sentences on your favourite vegetable	Picture composition p g.90 genders, singular/plural Opposite words Use of has/have Use of in/on/under Change the Gender Comprehension p g. 104  Composition myself with hints Story with helping words and picture	child will be able to create a story, improve imagination power
December	Revision of above all ( Grammar from April to November and other topics from October & November month only) Exam Evaluation III ( Internal Ass 5 marks + Oral 5 marks + written 40 marks = Total 50 marks)			

**Directorate of Education, Bahadurgarh ( Patiala) SGPC**  
Syllabus 2025-26

Class:-I English

**Evaluation IV ( January 2026 to March 2026 )**

Month	Topic	Listening ,speaking, reading & understanding (10 M )	Writing & grammar (40marks) Activities	Learning Outcomes
January 2026	Poem my big fat cat Lesson 8 King Lion and rabbit	Picture composition of an umbrella Make sentences Opposite words Is /am /are poem recitation has , have ,opposite words, in, on, under near ,(position words), make sentences ,	<ul style="list-style-type: none"> <li>• Change the gender</li> <li>• Opposite words</li> <li>• Unseen Comprehension</li> <li>• Use of but/and</li> <li>• Use of has/have</li> </ul> Book work ,new words , has ,have , In ,on, under Near (position words) story with helping words, comprehension	able to learn opposites will be able to use has/ have/ but/ and/ in, on, under
February 2026	Lesson 9 the poor woodcutter P g 124 to 132	speak five sentences on Elephant, woodcutter, doctor, road, table, chair  Role play of L-9 the poor woodcutter opposite word ,has ,have, action words	<ul style="list-style-type: none"> <li>• Use of is/am/are</li> <li>• Use of a/an</li> <li>• One-many</li> <li>• Change the gender</li> <li>• Find the nouns</li> </ul> Book work, new word, Comprehension p g . No. 117	will be able to act on a character
March 2026	Revision of above all ( Grammar from April to February and other topics from January to February month only) <b>Exam Evaluation IV</b> ( Internal Ass 5 marks + Oral 5 marks + written 40 marks = Total 50 marks)			

## Directorate of Education, Bahadurgarh ( Patiala) SGPC

Syllabus 2025-26

Class :-I Punjabi

ਅਪ੍ਰੈਲ- ਪੰਜਾਬੀ ਅਭਿਆਸ ਪੁਸਤਕ 'ਓ ਤੋ ਹ' ਮਾਤਰਾ- ਕੰਨਾ, ਗਿਣਤੀ ਇਕ ਤੋਂ ਦਸ ਕਵਿਤਾ- ਸਿੱਖਮ ਜੀ ਨਮਸਤੇ ਓ ਤੋ ਤੋ ਲਿਖਤੀ ਅਤੇ ਮੱਖਿਕ।

ਗਤੀਵਿਧੀ- ਫਲੈਸ਼ ਕਾਰਡ ਦੀ ਸਹਾਇਤਾ ਨਾਲ ਕੰਨਾ ਮਾਤਰਾ ਵਾਲੇ ਸ਼ਬਦ ਬਣਾਉਣੇ।

ਵਰਕਸ਼ੀਟ- ਤਸਵੀਰ ਵੇਖ ਕੇ ਕੰਨਾ ਮਾਤਰਾ ਵਾਲੇ ਸ਼ਬਦ ਲਿਖੇ।

ਮਈ- ਪੰਜਾਬੀ ਅਭਿਆਸ ਪੁਸਤਕ ਕ ਤੋਂ ਛ ਮਾਤਰਾ- ਸਿਹਾਰੀ, ਬਿਹਾਰੀ, ਕਵਿਤਾ- ਅਬਲੂ -ਬਕਲੂ ਭੈਣ ਭਰਾ।

ਗਤੀਵਿਧੀ- ਸਿਹਾਰੀ, ਬਿਹਾਰੀ ਮਾਤਰਾ ਵਾਲੇ ਸ਼ਬਦਾਂ ਦੀ ਤਸਵੀਰ ਵਿਖਾ ਕੇ ਨਾਮ ਬੋਲਣੇ ਅਤੇ ਲਿਖਣੇ।

ਵਰਕਸ਼ੀਟ - ਤਸਵੀਰ ਦਾ ਅੱਖਰ ਨਾਲ ਮਿਲਾਣ ਕਰੋ।

ਜੁਲਾਈ- ਪੰਜਾਬੀ ਅਭਿਆਸ ਪੁਸਤਕ ਚ ਤੋਂ ਵ ਮਾਤਰਾ। ਔਕੜ, ਦੁਲੈਕੜ, ਗਿਣਤੀ 11 ਤੋਂ 20. ਰੰਗਾਂ ਦੇ ਨਾਮ, ਖੇਡਾਂ ਤੇ ਗਾਓ, ਆਓ ਕਰੀਏ।

ਗਤੀਵਿਧੀ- ਵੱਖ-ਵੱਖ ਚੀਜ਼ਾਂ ਵਿਖਾ ਕੇ ਉਹਨਾਂ ਦੇ ਰੰਗਾਂ ਤੋਂ ਜਾਣੂ ਕਰਵਾਉਣਾ।

ਵਰਕਸ਼ੀਟ - ਤਸਵੀਰ ਵੇਖ ਕੇ ਰੰਗਾਂ ਦੇ ਨਾਮ ਪੂਰੇ ਕਰੋ।

ਅਗਸਤ- ਪੰਜਾਬੀ ਅਭਿਆਸ ਪੁਸਤਕ ਟ ਤੋਂ ਣ , ਮਾਤਰਾ- ਲਾਂ, ਦੁਲਾਵਾਂ, ਫਲਾਂ ਦੇ ਨਾਮ, ਮੇਰਾ ਪਰਿਵਾਰ, ਕਵਿਤਾ ਬੀਬਾ ਬਾਲ।

ਗਤੀਵਿਧੀ- ਕਹਾਣੀ (ਪਿਆਸਾ ਕਾਂ) ਤਸਵੀਰ ਵਿਖਾ ਕੇ ਕਹਾਣੀ ਬੋਲਣਾ।

ਵਰਕਸ਼ੀਟ - ਵੱਖ-ਵੱਖ ਫਲਾਂ ਦੀਆਂ ਤਸਵੀਰਾਂ ਚਿਪਕਾਓ।

ਸਤੰਬਰ- ਦੁਹਰਾਈ ਸਾਰਾ ਸਿਲੇਬਸ ਅਤੇ ਇਮਤਿਹਾਨ।

ਅਕਤੂਬਰ- ਪੰਜਾਬੀ ਅਭਿਆਸ ਪੁਸਤਕ ਤ ਤੋਂ ਨ, ਮਾਤਰਾ ਹੋੜਾ, ਕਨੋੜਾ, ਦਿਨਾਂ ਦੇ ਨਾਮ ਬਿੱਲੀ ਮਾਸੀ ਡੈ-ਡੋ, ਚੰਗੀਆਂ ਆਦਤਾਂ।

ਗਤੀਵਿਧੀ- ਹੋੜਾ, ਕਨੋੜਾ, ਮਾਤਰਾ ਵਾਲੇ ਸ਼ਬਦਾਂ ਦਾ ਤਸਵੀਰ ਨਾਲ ਮਿਲਾਣ ਕਰੋ।

ਵਰਕਸ਼ੀਟ -ਤਸਵੀਰ ਵੇਖ ਕੇ ਹੋੜਾ, ਕਨੋੜਾ ਮਾਤਰਾ ਵਾਲੇ ਸ਼ਬਦ ਪੂਰੇ ਕਰੋ।

ਨਵੰਬਰ- ਪੰਜਾਬੀ ਅਭਿਆਸ ਪੁਸਤਕ ਪ ਤੋਂ ਮ, ਮਾਤਰਾ ਅੱਧਕ, ਟਿੱਪੀ, ਬਿੰਦੀ, ਜਾਨਵਰਾਂ ਦੇ ਨਾਮ, ਪੰਛੀਆਂ ਦੇ ਨਾਮ, ਕਹਾਣੀ ਖਰਗੋਸ਼ ਤੇ ਕੱਛੂਕੁੰਮਾ।

ਗਤੀਵਿਧੀ- ਵੱਖ-ਵੱਖ ਜਾਨਵਰਾਂ ਦੀਆਂ ਆਵਾਜ਼ਾਂ ਸੁਣਾਉਣੀਆਂ।

ਵਰਕਸ਼ੀਟ -ਤਸਵੀਰ ਵੇਖ ਕੇ ਨਾਮ ਲਿਖੋ।

ਦਸੰਬਰ- ਪੰਜਾਬੀ ਅਭਿਆਸ ਪੁਸਤਕ ਯ ਤੋਂ ਝ, ਮਾਤਰਾ - ਰੰਗੇ- ਰੰਗੇ ਮੁਹਾਰਨੀ, ਮੱਖਿਕ ਕੌਣ ਕਿੱਥੇ ਰਹਿੰਦਾ ਹੈ?

ਗਤੀਵਿਧੀ- ਜਾਨਵਰ ਦਾ ਨਾਮ ਬੋਲ ਕੇ ਉਸਦੇ ਰਹਿਣ ਦੀ ਥਾਂ ਬਾਰੇ ਦੱਸਣਾ।

ਵਰਕਸ਼ੀਟ- ਤਸਵੀਰ ਦਾ ਨਾਮ ਲਿਖੋ।

ਜਨਵਰੀ- ਪੰਜਾਬੀ ਅਭਿਆਸ ਪੁਸਤਕ ਸ ਤੋਂ ਲ ਤੱਕ। ਸਰੀਰ ਦੇ ਅੰਗਾਂ ਦੇ ਨਾਮ, ਮਾਂ ਅਤੇ ਬੱਚਾ, ਮੇਰਾ ਬਸਤਾ, ਰੁੱਖ, ਕਵਿਤਾ- ਚੋਰੀ ਕਰਨਾ ਪਾਪ ਹੈ।

ਗਤੀਵਿਧੀ- ਆਪਣੇ ਬਾਰੇ ਪੰਜ ਸਤਰਾਂ ਬੋਲਣੀਆਂ।

ਵਰਕਸ਼ੀਟ- ਵੱਖ-ਵੱਖ ਮਾਤਰਾਵਾਂ ਵਾਲੇ ਸ਼ਬਦਾਂ ਦਾ ਤਸਵੀਰ ਨਾਲ ਮਿਲਾਣ ਕਰੋ।

ਫਰਵਰੀ- ਭਲਾ ਬੁੱਝੇ ਖਾਂ, ਮੇਰਾ ਸਕੂਲ, ਦੀਵਾਲੀ। ਦੁਹਰਾਈ ਸਾਰਾ ਸਿਲੇਬਸ

Class- 1<sup>st</sup> (Syllabus-2025-26)

Poems/Stories

Evaluation - (I)

Poems –

English – All of me

Punjabi- ਮੈਡਮ ਜੀ ਨਮਸਤੇ।

ਪਿਆਸਾ ਕਾਂ (ਕਹਾਣੀ)

Evaluation- (II)

Poems –

English – At School

Punjabi – ਅਬਲੂ ਬਬਲੂ।

Evaluation-(III)

Poems-

English – The Rainbow

Punjabi – ਬਿੱਲੀ ਮਾਸੀ ਡੇ ਡੇ।

Evaluation-(IV)

Poems -

English – My Big Cat Fat

Punjabi- ਚੋਰੀ ਕਰਨਾ ਪਾਪ ਹੈ।

ਖਰਗੋਸ਼ ਤੇ ਕੱਛੂਕੁੰਮਾ (ਕਹਾਣੀ)

## Games for Primary

Games	Skills	Values	Materials
Stapoo	Balancing	Accuracy	Flat stone , chalk
Sack race	Hopping	Sensitize to disability	Sack
Follow the leader	Observation	To follow the leader	-
Blindman bluff	Activiting sense organs	Sensitize to blind	Cloth for blindfolding
Dumb charades	Expression with speaking	Sensitize to dumb	-
Tailing the donkey	Accuracy		Cloth for blingfolding, chalk , blackboard.
I wrote a letter to my father	Concentration	teamspirit	handkerchief
Red light , green light	Spelling	teamspirit	-
Passing the parcel	creativity	Removing intubition	music
Chain cook	Hand and eye co-ordination	Teamwork	-
London stop	Concentration , listening skill	-	-
Tippy tippy top top	Observation , listening skill	efficiency	-
Be quick	Develop <u>G.K</u> Listenin, thinking	Concentration confidence	-
Word antakshari	Listening speaking ,thinking	Confidence, correlation	-
Langri -taang	Balancing	Hardwork, teamspirit , will power.	-
kabaddi	Team work , team spirit	Discipline, will power	-
Pithoo	Teamwork , discipline	Confidence	Ball, stone.
Dadaji ke chithi	Alertness	-	hankey
Games	Skills	Values	Materials
Book balancing	Balancing ,confidence, concentration	-	book
Skiping rope	Balancing	-	Rope
Seven times	Counting, observation	Honesty, tolerance , cooperation	7 pieces of tiles & small ball
Zing zing - zing	Concentration sill	Co-ordination	-
Statue	Listening	Self control	-

# Directorate of Education, Bahadurgarh ( Patiala) SGPCE

Syllabus 2025-26

Class:-II EVS

## Evaluation I ( April & May)

Month	Topic	Activity (10 marks)
April	Lesson 1.All about me ? (10 marks) My Favorite thing Routine Hobbies Lesson 2. How the body works ? (15 marks) External Organs Sesame Organs Internal Organs Clean and healthy body	Lesson 1-Write 10 Line about yourself Make a timetable of Your daily routine on your book Lesson 2 Name the body parts page 8 Circle names of five internal organs of our body in the grid
May	Lesson 3. Eat Healthy ( 15 marks) Type of food Source of food Good food habits	Lesson 3 Draw a few food items that you usually eat for breakfast lunch and dinner under each category of energy giving body building & protective food page no 10 Paste the picture of food we got from plants & animals on N/B

Exam Evaluation I ( Internal Assessment & Oral 10 marks + written 40 marks = Total 50 marks)

# Directorate of Education, Bahadurgarh ( Patiala) SGPC

Syllabus 2025-26

Class:-II EVS

## Evaluation II ( July, August & September 2025)

Month	Topic	Activity (10marks)
July	<p>✓ Lesson 4. Precious water ( 8 marks)</p> <p>Use of water Where does water comes from Storing water Drink clean water Save water</p> <p>✓ Lesson 5. Clothes our basic need (8 marks)</p> <p>Types of clothes Special of clothes Different material</p> <p>✓ Lesson 6 Houses around us ( 8 marks)</p> <p>Need of house Types of houses Roofs of houses A good home Keeping the house clean</p>	<p>Lesson 4- 1. Paste the picture with name of use of water on N/B. 2. Write a slogan on how to save water</p> <p>Lesson 5-1. Name of plant or animal from which we get material page no(23)</p> <p>2. Group activity</p> <p>3. Collect sample of different kinds of cloth fabrics from a tailor shop paste them on chart paper and complete table (page 23)</p> <p>Lesson -6 Case study on page 29 name the houses page 29</p> <p>Home work How can you help your clean of dream house Name any things a carpenter makes in a house</p>
August	<p>✓ Lesson 7 Festival (8 marks)</p> <p>National festivals religious festivals harvest festivals</p> <p>✓ Lesson 8. Our Neighborhood (8 marks)</p> <p>school, hospital, post office, fire station, bus stop, bank, police station, park and neighbour</p>	<p>Lesson 7 Name the festivals related to the picture given page 37 case study page 37</p> <p>Homework Make a list of festivals that you celebrate with our family and the stories behind these festivals</p> <p>Lesson 8 Activity</p> <ol style="list-style-type: none"> <li>1. Create a class map of the neighborhood including important landmarks</li> <li>2. Paste the picture of our important neighborhood building along with uses</li> </ol>
September	Exam Evaluation II (Internal Assessment & Oral 10 marks + written 40 marks = Total 50 marks)	

# Directorate of Education, Bahadurgarh ( Patiala) SGPC

Syllabus 2025-26

Class:-II EVS

Evaluation III ( October, November & December 2025 )

Month	Topic	Activity (10marks)
October	Lesson 9. At works Our daily helpers (8 marks) Lesson10. Plants our natural friends (8 marks) Types of plants Parts of a plant Uses of plants Lesson11. Animals useful animal eat food animal movement animal homes caring for animals( 8 marks)	Lesson 9-Activity community helpers dress up Children can dress up as different community helpers and take about their roles. Nature walk Lesson 10-Observe different types of plants in school garden collect leaves of different shapes and size draw plant and label its parts Seed germination plant seeds in small pots and observe their growth a chart showing how we use plants for food shelter, medicine etc. Lesson -11 Animals sounds game play recording of different animal sounds and have children identify the animals. Animals Homes matching baby animals Matching discussion: Talk about how we should be kind to animals and take care of them
November & December	Lesson12. Means of transport (8 marks). Land transport, Water transport Air transport Lesson 13.Means of Communication (8 marks) Letter, Telephone and Mobile Newspaper and news app Radio & Television. Fax machine Internet	Lesson 12- Draw and colour different types of mean of transport Special vehicles Lesson 13-Make a group of students each will describe one by one means of communication Paste pictures of different types of means of communications
December	Exam Evaluation III (Internal Assessment & Oral 10 marks + written 40 marks = Total 50 marks)	

# Directorate of Education, Bahadurgarh ( Patiala) SGPC

Syllabus 2025-26

Class:-II EVS

Evaluation IV ( January 2026 to March 2026 )

Month	Topic	Activity (10 marks)
January 2026	Lesson 14 Safety rules (10 marks) Be safe, Safety on Road, Safety at home Safety in school, If you get hurt Lesson 15 Directions and time (10 marks) Direction Map time Lesson 16 Weather seasons (10 marks)	Lesson 14- Home work Make a first aid box Make a safety rules chart inside the classroom Lesson 15- Take the children out into the garden and give them an idea of the four directions Take the children out into the garden and give them an idea of the four direction With the help of a clock help the student to watch time Draw scenes of different seasons Lesson 16 Discussing the clothes we wear and food we eat in different seasons
February 2026	Lesson 17 :-Our Universe and Mother Earth (10 marks) & Revision	Draw the picture of Solar System Case study page no 94
March 2026	Exam Evaluation IV (Internal Assessment & Oral 10 marks + written 40 marks = Total 50 marks)	

**Directorate of Education, Bahadurgarh ( Patiala) SGPC**  
**Syllabus 2025-26**  
**Class:-II English**

**Evaluation I ( April & May)**

Month	Topic	Listening ,speaking, reading & understanding (10 marks)	Writing & grammar 40 marks	Activities	Learning Outcomes
April	Communicate with Cambridge L-1 The Camel and the Trader Poem – How they sleep Noun, common and proper, alphabetical order.	1..Reading of lesson & recite poem 2..Arrange the words in alphabetical order 3. speaking:- asking for permission / situational sentences 4. introduce new words (from lesson)	1. book work 2. word meaning 3..naming words 4. Questions- answers 4. rhyming words (from poem ) 5. dictation words	1.Activities of naming words 2. activities of special name	Student will be able to speak rhyming words, nouns & read simple words
May	Communicate with Cambridge L – 2 Bukka Learns a lesson Grammar Singular and plural noun, articles	1..Reading of lesson 2. introduce new words (from lesson) 3. picture composition ( page no 22) 4. vowels sound ( short & long)	1. book work 2. word meaning 3.describing words 4. Questions- answers 5. punctuation	1. Activities of describing words	Student will be able to speak describing words , difficult words & punctuate the sentences

Exam Evaluation I ( Internal Assessment & Oral 10 marks + written 40 marks = Total 50 marks)

1. Introduction 1.1. Background 1.2. Objectives 1.3. Scope 1.4. Limitations 1.5. Significance 1.6. Organization of the Study 1.7. Conclusion 1.8. References 1.9. Appendix 1.10. Glossary 1.11. Index 1.12. Summary 1.13. Abstract 1.14. Keywords 1.15. References 1.16. Appendix 1.17. Glossary 1.18. Index 1.19. Summary 1.20. Abstract 1.21. Keywords 1.22. References 1.23. Appendix 1.24. Glossary 1.25. Index 1.26. Summary 1.27. Abstract 1.28. Keywords 1.29. References 1.30. Appendix 1.31. Glossary 1.32. Index 1.33. Summary 1.34. Abstract 1.35. Keywords 1.36. References 1.37. Appendix 1.38. Glossary 1.39. Index 1.40. Summary 1.41. Abstract 1.42. Keywords 1.43. References 1.44. Appendix 1.45. Glossary 1.46. Index 1.47. Summary 1.48. Abstract 1.49. Keywords 1.50. References 1.51. Appendix 1.52. Glossary 1.53. Index 1.54. Summary 1.55. Abstract 1.56. Keywords 1.57. References 1.58. Appendix 1.59. Glossary 1.60. Index 1.61. Summary 1.62. Abstract 1.63. Keywords 1.64. References 1.65. Appendix 1.66. Glossary 1.67. Index 1.68. Summary 1.69. Abstract 1.70. Keywords 1.71. References 1.72. Appendix 1.73. Glossary 1.74. Index 1.75. Summary 1.76. Abstract 1.77. Keywords 1.78. References 1.79. Appendix 1.80. Glossary 1.81. Index 1.82. Summary 1.83. Abstract 1.84. Keywords 1.85. References 1.86. Appendix 1.87. Glossary 1.88. Index 1.89. Summary 1.90. Abstract 1.91. Keywords 1.92. References 1.93. Appendix 1.94. Glossary 1.95. Index 1.96. Summary 1.97. Abstract 1.98. Keywords 1.99. References 1.100. Appendix 1.101. Glossary 1.102. Index 1.103. Summary 1.104. Abstract 1.105. Keywords 1.106. References 1.107. Appendix 1.108. Glossary 1.109. Index 1.110. Summary 1.111. Abstract 1.112. Keywords 1.113. References 1.114. Appendix 1.115. Glossary 1.116. Index 1.117. Summary 1.118. Abstract 1.119. Keywords 1.120. References 1.121. Appendix 1.122. Glossary 1.123. Index 1.124. Summary 1.125. Abstract 1.126. Keywords 1.127. References 1.128. Appendix 1.129. Glossary 1.130. Index 1.131. Summary 1.132. Abstract 1.133. Keywords 1.134. References 1.135. Appendix 1.136. Glossary 1.137. Index 1.138. Summary 1.139. Abstract 1.140. Keywords 1.141. References 1.142. Appendix 1.143. Glossary 1.144. Index 1.145. Summary 1.146. Abstract 1.147. Keywords 1.148. References 1.149. Appendix 1.150. Glossary 1.151. Index 1.152. Summary 1.153. Abstract 1.154. Keywords 1.155. References 1.156. Appendix 1.157. Glossary 1.158. Index 1.159. Summary 1.160. Abstract 1.161. Keywords 1.162. References 1.163. Appendix 1.164. Glossary 1.165. Index 1.166. Summary 1.167. Abstract 1.168. Keywords 1.169. References 1.170. Appendix 1.171. Glossary 1.172. Index 1.173. Summary 1.174. Abstract 1.175. Keywords 1.176. References 1.177. Appendix 1.178. Glossary 1.179. Index 1.180. Summary 1.181. Abstract 1.182. Keywords 1.183. References 1.184. Appendix 1.185. Glossary 1.186. Index 1.187. Summary 1.188. Abstract 1.189. Keywords 1.190. References 1.191. Appendix 1.192. Glossary 1.193. Index 1.194. Summary 1.195. Abstract 1.196. Keywords 1.197. References 1.198. Appendix 1.199. Glossary 1.200. Index 1.201. Summary 1.202. Abstract 1.203. Keywords 1.204. References 1.205. Appendix 1.206. Glossary 1.207. Index 1.208. Summary 1.209. Abstract 1.210. Keywords 1.211. References 1.212. Appendix 1.213. Glossary 1.214. Index 1.215. Summary 1.216. Abstract 1.217. Keywords 1.218. References 1.219. Appendix 1.220. Glossary 1.221. Index 1.222. Summary 1.223. Abstract 1.224. Keywords 1.225. References 1.226. Appendix 1.227. Glossary 1.228. Index 1.229. Summary 1.230. Abstract 1.231. Keywords 1.232. References 1.233. Appendix 1.234. Glossary 1.235. Index 1.236. Summary 1.237. Abstract 1.238. Keywords 1.239. References 1.240. Appendix 1.241. Glossary 1.242. Index 1.243. Summary 1.244. Abstract 1.245. Keywords 1.246. References 1.247. Appendix 1.248. Glossary 1.249. Index 1.250. Summary 1.251. Abstract 1.252. Keywords 1.253. References 1.254. Appendix 1.255. Glossary 1.256. Index 1.257. Summary 1.258. Abstract 1.259. Keywords 1.260. References 1.261. Appendix 1.262. Glossary 1.263. Index 1.264. Summary 1.265. Abstract 1.266. Keywords 1.267. References 1.268. Appendix 1.269. Glossary 1.270. Index 1.271. Summary 1.272. Abstract 1.273. Keywords 1.274. References 1.275. Appendix 1.276. Glossary 1.277. Index 1.278. Summary 1.279. Abstract 1.280. Keywords 1.281. References 1.282. Appendix 1.283. Glossary 1.284. Index 1.285. Summary 1.286. Abstract 1.287. Keywords 1.288. References 1.289. Appendix 1.290. Glossary 1.291. Index 1.292. Summary 1.293. Abstract 1.

[illegible]

## Evaluation II ( July, August & September 2025)

Evaluation II ( July, August )					
Month	Topic	Listening ,speaking, reading & understanding 10 marks	Writing & grammar 40 marks	Activities	Learning Outcomes
July	Communicate With Cambridge L-3	1. Reading of Lesson & Poem	1. Book Work	1. Activities of Pronouns	Students will be able to identifying the same and opposite words
	Well Done, Polly!	2. Pronoun	2. Word Meaning		
	Poem- The Swing	3. Days of Week	3. Dictation Words		
	Grammar	4. Synonyms	4. Questions/Answers		
	Pronoun, Adjective	5. Antonyms	5. Pronouns		
	Synonyms, Antonyms .	6. Rhyming Words	6. Synonyms		
August	Days of week		7. antonyms	Activities of homes of animals	Students will be able to use of the comma and punctuation
	Communicate With Cambridge	1. Reading of lesson	1. book work		
	L- 4 Kiki and croc	2. simple present tense	2. word meaning		
	L-5 the king and the spider	3. present continuous tense	3. Dictation Words		
	Grammar	4. homes of animals	4. Questions- answers		
	Simple present tense, use of 's', names of animals, present continuous tense	5. use of ' s	5 simple present tense		
		6. punctuation	6. present continuous tense		
		7. Letter format	7. homes of animals		
September			8. use of ' s		
			9. punctuation		
			10. Letter format		
Exam Evaluation II ( Internal Assessment & Oral 10 marks + written 40 marks = Total 50 marks)					

### Evaluation III ( October, November & December 2025 )

Month	Topic	Listening ,speaking, reading & understanding (10marks)	Writing & grammar (40 marks)	Activities	Learning Outcomes
October	Communicate With Cambridge L-6 The Banyan Tree Poem The Growing River	1. Reading of lesson 2. simple past tense 3. compound words 4. introduce new words (from lesson)  Question marks	1. book work 2. word meaning 3. Dictation Words 4. Questions- answers 5. helping verbs 6. simple past tense 7. compound words 8 Rhyming words	Activities of compound words	Students will be able to identify and use helping verbs correctly
November	Communicate With Cambridge L- 7 The Chain of Smiles Poem What Makes You Laugh?	1. Reading of lesson & poem 2. Prepositions 3. The sentence	1. book work 2. word meaning 3. Dictation Words 4. Questions- answers 5. Prepositions 6. Question marks 7. The sentence 8. Alphabetical orders 9 Rhyming words	Activities of Alphabetical orders	Students will be able to identify preposition, understand their usage in sentences
December	Exam Evaluation III ( Internal Assessment & Oral 10 marks + written 40 marks = Total 50 marks)				

### Evaluation IV ( January 2026 to March 2026 )

Month	Topic	Listening ,speaking, reading & understanding (10 M )	Writing & grammar (40marks)	Activities	Learning Outcomes
January 2026	Communicate With Cambridge L – 8 The Two Frogs Poem Frogs At School Simple, future tense	1. Reading of lesson & poem 2. introduce new words (from lesson & poem) 3. animal sounds 4. Words related to nature	1. book work 2. word meaning 3. Dictation Words 4. Questions- answers 5. use of has , have, had 6. Animal sounds 7. Words related to nature 8 Rhyming words	Activities of compound words	Students will be able to identify and use helping verbs correctly
February 2026	Communicate With Cambridge L -9 Play- Spectacles For The Headman	1. Collective nouns 2. Joining words	1. book work 2. word meaning 3. Dictation Words 4. Collective nouns 5. Joining words 6. Shorts form	Activities of Collective nouns	Students will be able to define collective nouns
March 2026	Exam Evaluation IV ( Internal Assessment & Oral 10 marks + written 40 marks = Total 50 marks)				

# Directorate of Education, Bahadurgarh ( Patiala) SGPC

Syllabus 2025-26

Class:-II Maths

## Evaluation 1 ( April 2025 to May 2025)

- Number up to 100 (10 marks)
- Ordinal Even and Odd numbers (5 marks)
- Addition (10 marks)
- Subtraction (10 marks)
- Tables ( 2 to 12) (5 marks)

### Activity

- **Ordinal numbers activity-** Draw the fruit on board and write the position of fruits in ordinal numbers.
- **Addition activity-** This activity done used by cards and beads.

## Evaluation 2 ( July 2025 to September 2025)

- Shapes and patterns (8 Marks)
- Number up to 1000 (13 marks)
- Addition and subtraction of bigger number (14 marks )
- Tables 2 to 15 ( 5 marks)

### Activity

- **Time activity-** Draw the watches with different times and tell the student about the times.
- **Subtraction activity-** activity done by using pebbles, balloons, candies etc.

### **Evaluation 3 (October 2025 to December 2025)**

- Multiplication (15 marks)
- Division (10 marks)
- Measurement 9 ( 10 marks)
- tables 2 to 20 (5 marks)

#### **Activity**

**Money activity - Activity done by using fake currency and purchasing different things.**

**Measurement activity**

### **Evaluation 4 (January 2026 to March 2026)**

- Money (10 marks)
- Time (15 marks)
- Data handling (10 marks)
- Tables 2 to 20 (5 marks)

#### **Activities**

- **Shapes activity- Draw** the shapes and recognised by the students.
- **Comparing objects - Draw** the tree and flowers plant and compare them to each other.

### **Blue print**

**For Each Evaluation**

**10 marks Internal Assessment**

**(Notebook work, tables dogging, performance in activity)**

**40 marks Question paper as per syllabus**

# Directorate of Education, Bahadurgarh ( Patiala) SGPC

Syllabus 2025-26

Class:-II Punjabi

## ਮੁਲਾਂਕਣ- 1 (ਅਪ੍ਰੈਲ ਤੋਂ ਮਈ)

**ਅਪ੍ਰੈਲ:-** ਪਾਠ ਇੱਕ 1,2, 3, 4 + ਲਿੰਗ ਬਦਲੇ, ਰਿਸ਼ਤੇਦਾਰਾਂ ਦੇ ਨਾਮ, ਸਬਜ਼ੀਆਂ ਦੇ ਨਾਮ ਅਤੇ ਦਿਨਾਂ ਦੇ ਨਾਮ।

**ਵਰਕਸ਼ੀਟ :-** ਹੇਠਾਂ ਦਿੱਤੀ ਗਈ ਮੁਹਾਰਨੀ ਤੇ ਸ਼ਬਦ ਬਣਾਓ।

**ਗਤੀਵਿਧੀ:-** ਆਪਣੇ ਦਾਦਕੇ ਅਤੇ ਨਾਨਕੇ ਦੇ ਰਿਸ਼ਤਿਆਂ ਦੀ ਸੂਚੀ ਬਣਾਓ ਅਤੇ ਹਰ ਇੱਕ ਦੇ ਅੱਗੇ ਉਹਨਾਂ ਦੀ ਪਸੰਦ ਦੀ ਸਬਜ਼ੀ ਦਾ ਨਾਮ ਲਿਖੋ।

**ਮਈ :-** ਪਾਠ 5, 6, 7+ ਲੇਖ ਮੇਰੀ ਮਾਂ

**ਵਰਕਸ਼ੀਟ:** ਤਸਵੀਰ ਦੇਖ ਕੇ ਸ਼ਬਦ ਦੇ ਉੱਤੇ ਢੁੱਕਵੀਂ ਮਾਤਰਾ ਲਗਾਉ।

**ਗਤੀਵਿਧੀ:-** ਮਾਂ ਦਿਵਸ ਨੂੰ ਸਮਰਪਿਤ ਐਕਟੀਵਿਟੀ ਵਿੱਚ ਆਪਣੇ ਮਾਤਾ ਜੀ ਦੀ ਤਸਵੀਰ ਲਗਾ ਕੇ ਕੋਈ ਦਸ ਸਤਰਾਂ ਲਿਖੋ ਅਤੇ ਇੱਕ ਸੁੰਦਰ ਕਾਰਡ ਬਣਾਓ।

## ਮੁਲਾਂਕਣ -2 (ਜੁਲਾਈ ਤੋਂ ਸਤੰਬਰ)

**ਜੁਲਾਈ:-** ਭਾਗ ਦੇ:- ਪਾਠ 1, 2, 3 ਬਿਮਾਰੀ ਦੀ ਛੁੱਟੀ ਲਈ ਅਰਜੀ

**ਵਰਕਸ਼ੀਟ:-** ਇੱਕ ਪੈਰਾ ਲਿਖ ਕੇ ਹਰ ਬੱਚੇ ਨੂੰ ਦਿੱਤਾ ਜਾਵੇਗਾ ਜਿਸ ਨੂੰ ਬੱਚਾ ਪੜ੍ਹੇਗਾ ਅਤੇ ਉਸ ਵਿੱਚੋਂ ਉਸ ਦੇ ਕੋਲੋਂ ਪ੍ਰਸ਼ਨ ਪੁੱਛੇ ਜਾਣਗੇ।

**ਗਤੀਵਿਧੀ:-** ਆਪਣੀ ਪਾਠ ਪੁਸਤਕ ਵਿੱਚ ਦਰਜ ਕੀਤੀ ਅਤੇ ਹਾਥੀ ਕਵਿਤਾ ਯਾਦ ਕਰਕੇ ਸੁਣਾਓ ਅਤੇ ਜਾਨਵਰਾਂ ਬਾਰੇ ਇੱਕ ਇੱਕ ਹਾਸੇਰੀਣੀ ਕਵਿਤਾ ਵੀ ਯਾਦ ਕਰੋ ਅਤੇ ਸੁਣਾਓ।

**ਅਗਸਤ:-** ਪਾਠ 4,5, 6 ਵਚਨ ਬਦਲੋ

**ਵਰਕਸ਼ੀਟ:** ਪਾਠ 5 ਵਿੱਚੋਂ ਨਿੰਮ ਦੇ ਦਰਖਤ ਬਾਰੇ ਖਾਲੀ ਥਾਂ ਭਰਨ ਨੂੰ ਦਿੱਤੀਆਂ ਜਾਣਗੀਆਂ।

**ਗਤੀਵਿਧੀ:-** ਕੋਈ ਦਸ ਸ਼ਬਦਾਂ ਨੂੰ ਤਸਵੀਰਾਂ ਸਹਿਤ ਲਿਖੋ ਅਤੇ ਉਹਨਾਂ ਦੇ ਵਚਨ ਬਦਲ ਕੇ ਉਹਨਾਂ ਨਾਲ ਵੀ ਤਸਵੀਰਾਂ ਬਣਾਓ।

## ਮੁਲਾਂਕਣ -3 (ਅਕਤੂਬਰ ਤੋਂ ਦਸੰਬਰ)

**ਅਕਤੂਬਰ:-** ਪਾਠ 7, 8,9+ ਦਸ ਗੁਰੂ ਸਾਹਿਬ ਦੇ ਨਾਮ+ ਲੇਖ:- ਗੁਰੂ ਨਾਨਕ ਦੇਵ ਜੀ

**ਵਰਕਸ਼ੀਟ :-** ਜਾਨਵਰਾਂ ਅਤੇ ਉਨ੍ਹਾਂ ਦੇ ਬੱਚਿਆਂ ਦੇ ਨਾਮ ਦਾ ਮਿਲਾਣ ਕਰੋ।

ਗਤੀਵਿਧੀ :- ਦਸ ਗੁਰੂ ਸਾਹਿਬ ਦੀਆਂ ਤਸਵੀਰਾਂ ਲਗਾ ਕੇ ਉਹਨਾਂ ਦੀ ਪ੍ਰਕਾਸ਼ ਪੁਰਬ ਦੀ ਮਿਤੀ ਨੂੰ ਦਰਸਾਉਂਦਾ ਹੋਇਆ ਇੱਕ ਇੱਕ ਚਾਰਟ ਤਿਆਰ ਕਰੋ।

**ਨਵੰਬਰ** :- ਪਾਠ 10, 11, 12 ਵਿਰੋਧੀ ਸ਼ਬਦ।

ਵਰਕਸ਼ੀਟ:- ਕੋਈ ਦਸ ਵਿਰੋਧੀ ਸ਼ਬਦ ਲਿਖੋ ਅਤੇ ਉਹਨਾਂ ਦੀ ਤਸਵੀਰ ਵੀ ਬਣਾਓ।

ਗਤੀਵਿਧੀ:- ਕਾਪੀ ਉੱਤੇ ਇੱਕ ਰੁੱਖ ਦੀ ਤਸਵੀਰ ਬਣਾਓ, ਉਸ ਵਿੱਚ ਰੰਗ ਭਰੋ ਅਤੇ ਰੁੱਖ ਤੋਂ ਮਿਲਣ ਵਾਲੀਆਂ ਪੰਜ ਪੰਜ ਚੀਜ਼ਾਂ ਦੇ ਨਾਮ ਲਿਖੋ।

**ਦਸੰਬਰ** : ਪਾਠ 13, 14, 15 ਪੰਛੀਆਂ ਦੇ ਨਾਮ।

ਵਰਕਸ਼ੀਟ - ਹੇਠਾਂ ਦਿੱਤੇ ਗਏ ਸ਼ਬਦਾਂ ਵਿੱਚੋਂ ਰੁੱਖਾਂ ਦੇ ਨਾਮ ਚੁਣੋ ਅਤੇ ਬੱਲੇ ਦਿੱਤੀਆਂ ਗਈਆਂ ਖਾਲੀ ਥਾਵਾਂ ਭਰੋ।

ਮਹੀਨਾ ਵਾਰ ਗਤੀਵਿਧੀ:- ਆਪਣੇ ਪਰਿਵਾਰ ਦੀ ਸਹਾਇਤਾ ਨਾਲ ਕਿਸੇ 10 ਪੰਛੀਆਂ ਦੇ ਨਾਮ ਲਿਖ ਕੇ ਉਹਨਾਂ ਦੇ ਸਾਹਮਣੇ ਉਸ ਦੀ ਤਸਵੀਰ ਲਗਾਓ ਅਤੇ ਉਸ ਦੇ ਸਾਹਮਣੇ ਉਸ ਦੁਆਰਾ ਕੱਢੀਆਂ ਜਾਣ ਵਾਲੀਆਂ ਆਵਾਜ਼ਾਂ ਲਿਖੋ।

#### ਮੁਲਾਂਕਣ -4 ਜਨਵਰੀ ਤੋਂ ਮਾਰਚ

**ਜਨਵਰੀ** :- ਪਾਠ 16, 17+ ਸਾਡੇ ਤਿਉਹਾਰ।

ਵਰਕਸ਼ੀਟ :- ਹੇਠਾਂ ਦਿੱਤੀ ਗਈ ਤਸਵੀਰ ਤੋਂ ਤਿਉਹਾਰ ਨੂੰ ਪਹਿਚਾਣੋ ਅਤੇ ਉਸ ਦਾ ਨਾਮ ਲਿਖੋ।

ਗਤੀਵਿਧੀ : ਆਪਣੀ ਕਾਪੀ ਤੇ ਦੋਸੀ ਮਹੀਨਿਆਂ ਦੇ ਨਾਮ ਲਿਖ ਕੇ ਉਸ ਵਿੱਚ ਮਨਾਏ ਜਾਣ ਵਾਲੇ ਤਿਉਹਾਰ ਦਾ ਨਾਮ ਲਿਖੋ।

ਫਰਵਰੀ :- ਜ਼ਰੂਰੀ ਕੰਮ ਦੀ ਅਰਜ਼ੀ

ਵਰਕਸ਼ੀਟ :- ਸਬਜ਼ੀਆਂ ਦੇ ਨਾਮ ਦਾ ਤਸਵੀਰ ਨਾਲ ਮਿਲਾਣ ਕਰੋ।

ਗਤੀਵਿਧੀ :- ਆਪਣੇ ਦਾਦਾ ਦਾਦੀ ਜੀ ਦੀ ਸਹਾਇਤਾ ਨਾਲ ਹਰ ਬੱਚਾ ਤਿੰਨ ਤਿੰਨ ਬੁਝਾਰਤਾਂ ਯਾਦ ਕਰੇਗਾ ਅਤੇ ਕਲਾਸ ਵਿੱਚ ਬੁਝਾਰਤਾਂ ਦੀ ਇੱਕ ਪ੍ਰਤੀਯੋਗਿਤਾ ਆਯੋਜਿਤ ਕੀਤੀ ਜਾਵੇਗੀ।

#### ਅੰਕ ਵੰਡ

ਪਾਠ ਪੁਸਤਕ- 20 ਅੰਕ

ਵਿਆਕਰਣ- 20 ਅੰਕ

ਮੌਖਿਕ - 05 ਅੰਕ

ਗਤੀਵਿਧੀਆਂ- 05 ਅੰਕ

ਕੁੱਲ - 50 ਅੰਕ

# Directorate of Education, Bahadurgarh (patiala) SGPC

Syllabus 2025-26

Class:- Nursery (bwl PulvwVI I)

General Instructions and activities for Teachers (Based on Book "Toy based Pedagogy" NCERT)

1. 80% of the time should be spent on Physical Development (Fine Motor & Gross Motor), Aesthetic and creative development, Personal, Social & Emotional Development whereas 20% of the time to be spent on Language development, Numeracy Development, knowing and understanding the world through Trans disciplinary Approach.
2. Students to be exposed to group work by sitting around semicircular tables rather sitting individually.
3. Physical Development:- Fine Motor and Gross motor Skill (Methodology) →

Tearing, pasting, coloring, Play with clay / dough	Arrangement of beads on rods or threads
Lace cards	Toys
Buttoning frame and zipper	Place pegs in holes
Build with blocks	Puzzles
Play with sand/ water	

4. Personal, Social and Emotional Development :- It is based on attainment of knowledge, individual personal skill, ability to think & ability to perceive

- Personal Skills:- Brush teeth regularly, wash hands and face independently, wipe/ blow nose, put shoes on right foot, toilet training, buttoning shirt, eating independently, clear whatever is spilled, tie shoe laces, through waste in dustbin, dressing yourself and your pear

- Social skills:- The special person box – Take a box and decorate it beautifully to make it attractive. Fit a mirror inside the box, present a closed box to first child. Ask him to open it quietly, look inside and close it. Give clear instructions to the children not to say anything about till all children have not had a turn. The children will see only their faces in the box. It will build their self-esteem.

- Social skills:- kindness :- Explain the meaning of kindness to children. You may narrate a story in Punjabi. Ask them to name the friend or relative who has been kind to them.

- Social skills: - Ball Passing activity – Give colorful ball to a child and ask him to pass it silently to the next child by taking care that it does not get in wrong direction. This will increase their concentration.

- Social skills (Threading Beads of single/ double/ triple colors) :- Keep all the beads in one box. If there is a group of six children then six coloured beads are required. Give each child a string and ask them to silently thread a particular thread. You may give two different colours alternatively. These activities increase eye hand coordination and concentration.

- Memory game: - On a tray keep a few articles which are familiar to the child. Let them see the objects carefully for about 2 minutes. Then cover them with a piece of cloth. Ask each child to name at least two items. This will increase their memory and help them remember things better.

- Pass it on: - Whisper a small simple sentence in a child's ear. Ask him/her to say the same to next child's ear. Let the last child say the sentence aloud. This activity will enhance the auditory or acoustic skills and the concentration level of the child. Use following sentences for this game:- ismrn krley[ Ardws krley[ KuS rhley[ AwnMd iv`c rhley [ sihj iv`c rhley[ sPwel rKley[ cVdl klw iv`c rhley[ AwE h`sley[ AwE Kyfley[sdw s`c bolo[ praupkwrl bxley[jwnvrW qy dieAw krley[

- Coloring Activity:- Paste a chart paper on wall or on table. Let the children colour it. Guide them not to leave any space. This will increase their imagination, develop their fine motor movement and help them learn to coordinate with one another.

5. Aesthetic and creative development:- Foot printing, hand printing, paper tearing and pasting, paper crushing, Origami, clay modeling, finger printing, thumb printing, free hand drawing, coloring with crayons, spray painting, vegetable painting, leaf painting, making balls with cotton, newspaper etc

# Directorate of Education, Bahadurgarh ( Patiala) SGPC

Syllabus 2025-26

Class:- Nursery (Bal- Phulwari I)

Subject :- English

Topic	Pedagogy
Listening and speaking	<ul style="list-style-type: none"> <li>• Listening and speaking phonics A-Z</li> <li>• Identification a-z</li> <li>• Introduction of Consonants</li> <li>• Introduction of vowels A &amp; O first and then E, I, U</li> <li>• Enjoying listening short stories</li> <li>• Expressing ideas by using body Language, actions, gestures or words</li> <li>• Memorizing and joining in with poems, rhymes and songs</li> <li>• Introduction of CVC ( consonant vowel consonant ) words in following sequence</li> <li>• A – CAT,MAT,RAT</li> <li>• O- HOT,DOT,POT</li> <li>• E- JET,PET,NET</li> <li>• I- LIP,ZIP,SIP</li> <li>• U- SUN,BUN.RUN</li> </ul>
READING	<ul style="list-style-type: none"> <li>• Reading story books ( Picture reading )</li> <li>• Reading letter A-Z</li> <li>• Reading CVC words A-CAT,MAT,RAT O-HOT,DOT,POT E-JET,PET,NET I-LIP,ZIP,SIP U-SUN,BUN.RUN</li> </ul>
Writing	<ul style="list-style-type: none"> <li>• Pre writing :- Paper tearing and pasting, scribbling, tracing, colouring, matching alphabet to alphabet, alphabet to picture, picture to picture, sorting, circle the odd/ same letter, draw the object, visual identification of letters, write letters in air, water, sand with finger, playing with plastic, wooden cutouts of letters</li> <li>• Dynamic tripod grasp:- The correct and ideal grasp for holding a pencil during writing for which child needs to learn to use his thumb, pointer &amp; middle finger to grip around the bottom of the pencil to gain better control of writing</li> <li>• Formal writing pattern or stroke work:- When we begin writing formal letters, we stick to pattern or stroke work ( simple to complex) that is vertical lines ( standing lines), horizontal lines ( sleeping lines) , diagonal lines ( slanting lines left to right and right to left ) zigzag lines , curves left to right and right to left</li> <li>• We introduce Capital letters which involve standing and sleeping lines like --- I L H E F T</li> <li>• Second would be letters A V K Y W X N M Z ( standing sleeping slanting lines )</li> <li>• Last of all letters with curved strokes P R B C D O Q G J U S</li> <li>• Usage of three letter sound words ( A and O ) ex- CAT DOT etc</li> <li>• Usage of First Family of sight words ( IN and ON ) ex CAT ON MAT PIN IN BIN</li> <li>• Usage of three letter sound words ( E, I, U ) ex – PEN PIN TUB</li> <li>• Usage of second family of sight words (speaking only) I CAN SEE A HEN. I CAN SEE RED PEN</li> </ul>
GRAMMAR	<p>Oral Sentence formation using first family of sight words IN / ON</p> <p>Ex. CAT ON MAT PIN IN BIN DOG ON LOG JAR IN CAR TAG IN BAG</p>

## Syllabus of Evaluation I ( April - May )

Lesson plan along with activities and worksheets

Module	Topic	Activity	Writing task/ worksheet
<b>April Month</b>  <b>Module I</b> <b>01.04.2025 to</b> <b>18.04.2025</b>	A to Z  a-z	listening and speaking with phonetic sounds A to Z  Rhymes A B C D E F G H	Pre writing only  Scribble on the paper with crayons sample worksheet no 1  Colouring the picture clay modelling sample worksheet no 2  Tearing and pasting sample worksheet no 3  Draw lines in sand water and air
<b>Module II</b>  <b>21.04.2025 to</b> <b>26.04.2025</b>	Letters  I L H	Classroom Play way Activity – Clay Modelling and paper tearing and pasting inside the big pictures.  Crushing the paper balls and making clay balls.  Identification of letters I L H ( child should sort out these cut outs )	Free hand scribbling on newspapers pasted on class room walls with crayons.  Colouring Letter I ( worksheet no 4 )  Colouring letter L ( worksheet no 5 )  Colouring letter H ( worksheet no 6 )  Trace standing lines ( worksheet no 7 )
<b>Module III</b> <b>28.04.2025 to</b> <b>03.05.2025</b>	Letters  E F T A	Alphabet:-Speaking of A-Z Phonics  ( Speaking with clapping hands or tapping feet )  <ul style="list-style-type: none"> <li>Listen the Rhymes and speak</li> <li>Picture reading</li> <li>Identification of letters E F T A ( child should sort out these cut outs )</li> <li>Paper tearing and pasting</li> <li>Draw lines in sand water and air</li> </ul>	Colouring Letter E ( worksheet no 8 )  Colouring letter F ( worksheet no 9 )  Colouring letter T ( worksheet no 10 )  Colouring letter A ( worksheet no 11 )  Trace sleeping lines ( worksheet no 12 )  <div style="text-align: right; margin-top: 20px;"> A - E July  G - L Aug </div>
<b>Module IV</b> <b>05.05.2025 to</b> <b>10.05.2025</b>	Letters  K M N	Repetition of above activities  Identification of letters K M N  Ex :- Teacher will speak K says k k k  Child will bring block of letter K from wooden cut outs	Colouring Letter K ( worksheet no 13 )  Colouring letter M ( worksheet no 14 )  Colouring letter N ( worksheet no 15 )  Trace slanting lines worksheet no 16 ✓  Trace zigzag lines worksheet no 17 ✓
<b>Module V</b>	Letters	Repetition of above activities	Pattern worksheet with standing sleeping

05.2025 to 7.05.2025	I L H E F T A K M N	Identification of letters I L H E F T A K M N  Ex :- Teacher will speak K says k k k  Child will bring block of letter K from wooden cut outs	slanting zigzag lines no 18 Match same letters worksheet no 19 Match pictures with letters worksheet no 20 Circle the correct/ odd letter worksheet no 21 Colour the correct picture worksheet no 22
Module VI 19.05.2025 to 25.05.2025	Letters H L E F I T A M N K	Repetition of above activities  Example- teacher will speak letters and child will bring same letter from cutouts or will bring picture starts from that letter	Tick or circle the picture related to letter
Module VII 26.05.2025 to 31.05.2025	Evaluation I MM 10 + 20 = 30	Identification of letters I L H E F T A K M N  MM 10	Tracing sorting matching colouring sample worksheets attached  MM 20

### Syllabus of Evaluation II.( July - August )

Module VIII 01.07.2025 to 31.07.2025	Revision of Letters I, L, H, E, F, T, A, K, M, N  Letters V, Y, X  Letters W Z	*Identification of letters- I, L, H, E, F, T, A, K, M, N *child should sort out these cut outs  *Identification of letters V, Y, X Ex: Teacher will speak letter V Says vvv Child will bring flash card of letter V  Identification of letters W, Z. .Draw lines in air sand and water	*Circle the same letter (worksheet no-23) *See the picture and circle the related letter(worksheet no-24)  *Colouring letter V (worksheet no-25) *Colouring letter Y (worksheet no-26) *Colouring letter X (worksheet no-27)  Colouring letter W (worksheet no-28) .Colouring letter Z (worksheet no-29) .Circle the odd ones out (worksheet no-30)
Module IX 01.08.25 to 31.08.25	Revision of Letters & Assessment	Repetition of above activities	.Match letter to picture (worksheet no-31) Colour the correct picture (worksheet no-32) Circle the correct letter (Worksheet no-33) .Match letter to letter (worksheet no-34) Match letter to picture (worksheet no-35) .Match letter to letter (worksheet no-36) Assessment worksheets based on above practice
September 2025	2 <sup>nd</sup> Evaluation MM 10 + 30	Oral Assessment on the basis of above activities (MM10)	Evaluation on the basis of above worksheets (MM 30)

Syllabus of Evaluation III ( October - November )

<p>Module X</p> <p>01.10.25 to 31.10.25</p>	<p>Letters</p> <p>P,R,B,C,G</p>	<p>.Identification of letters P,R,B,C,G</p> <p>Ex:Teacher will speak the letter P</p> <p>Says:ppp</p> <p>.Child will bring the flash card of letter P</p>	<p>.Trace the curve pattern (worksheet no-37)</p> <p>.Colouring letter P (Worksheet no-38)</p> <p>.Colouring letter R (worksheet no-39)</p> <p>Colouring letter B (worksheet no-40)</p> <p>Colouring letter C (worksheet no-41)</p> <p>Colouring letter G (worksheet no-42)</p>
	<p>Letters</p> <p>D,U,O,Q</p>	<p>Identification of letters D,U,O,Q</p> <p>.Child should sort out these cut outs.</p>	<p>.Colouring letter D (worksheet no-43)</p> <p>Colouring letter U (worksheet no-44)</p> <p>Colouring letter O (worksheet no-45)</p> <p>Colouring letter Q (worksheet no-46)</p>
	<p>Letters</p> <p>J,S</p>	<p>Identification of letters J,S</p> <p>.Draw letters in air and sand</p>	<p>Colouring letter J (worksheet no-47)</p> <p>Colouring letter S (worksheet no-48)</p>
<p>Module XI</p> <p>01.11.25 to 30.11.25</p>	<p>Alphabet</p> <p>A to Z</p> <p>a-z</p>	<p>Repetition of above activities.</p> <p>Identification of letters A to Z and a-z</p> <p>.Child will bring flash cards of letters</p>	<p>Write letters</p> <p>A to L</p> <p>.Fill ups A-L (worksheet no-49)</p> <p>.What comes after (Worksheet no-50)</p> <p>Write letters A to Z</p> <p>Fill ups A to Z (worksheet no_51)</p> <p>.Match letter to letter ( worksheet no-52)</p> <p>.Match letter to picture (worksheet no-53)</p>
<p>December 2025</p>	<p>3<sup>rd</sup> Evaluation</p> <p>MM 10 + 40</p>	<p>Identification of letters. A to Z</p> <p>MM 10</p>	<p>Evaluation on the basis of above worksheets including syllabus of Evaluation I and II too</p> <p>MM 40</p>

### Syllabus of Evaluation IV ( January-March )

Module XII 01.01.2026 to 31.01.2026	Alphabet A to Z & a-z (revision)	Identification of vowels A,O,E,I,U	.Circle the vowels worksheet no-54) .What comes before (worksheet no-55) .Circle the same letter (worksheet no-56) .See the pic.and circle the correct letter (worksheet no-57)
Module XIII 01.02.2026 to 28.02.2026	Alphabet A to Z a-z (revision)	Listening and Speaking A-Z  Listening and Speaking CVC words  A-CAT,MAT,RAT O-HOT,DOT,POT E-JET,PET,NET I-LIP,ZIP,SIP U-SUN,BUN.RUN	Writing A-Z  Identification a-z  Repetition of worksheets and practice on notebooks
Final Exams	Evaluation IV  MM 10 + 50 = 60	Complete syllabus from Module I to Module XVII MM 10	Full syllabus from Module I to Module XVII  MM 50

### Learning Outcomes at the End of Session 2025-26 :-

Reading A-Z , a-z  
 Speaking A-Z, a-z  
 Picture Identification A-Z a-z  
 Writing in four lines A- Z capital letters  
 Speaking and recognizing CVC words

# Directorate of Education, Bahadurgarh ( Patiala) SGPC






Syllabus 2025-26

Class:- Nursery (Bal- Phulwari I)

## Subject :- Maths

➤ Evaluation 1 ( April & May )

### Pre Writing Strokes

- Standing line downward ↓
- Standing line upward ↑
- Sleeping line from left to right →
- Sleeping line right to left ←
- Zig Zag  
- Curves   

### Formation:-

- Numbers -1,7,4,9,10, 2, 3, 5, 6, 8.
- Forward Counting 1 to 10.
- Count and Write.

Numeracy Book :- Page no 1,2,3,5,8,15,16,17,18,19.

Activity -Identification of Numbers with the help of flash cards wooden numbers

Oral: - Forward Counting 1-10 .

Number value 1-10 (Teacher will show three pencils and ask students "How many pencils are in my hand?"

### Recognition of number

- Concept Of Big And Small, Long And Short, Matching With Same Number, Spot The Difference Between Two Pictures, Trace And Write.
- Recognition of number .

### Activity

Sand Tracing . (Identification of numbers with the help of sand using student's fingers.)

➤ Evaluation 2 ( July to September )

### Written:-

- Forward Counting 1-20 .
- Missing Numbers.
- Count And Write
- Match With Same Shapes.
- Match The Picture With Number.

Number, Book:-

- Page No 4,9,10,11,12,13,20,21,22,23,26,38.
- Dodging 1 To 20
- Circle The Odd One

Oral :-

- Forward Counting 1 To 20
- Connect The Dots And Complete The Pictures.
- Concept of Shapes, One and Many.
- Count the Objects:-Tall and Short.

Activity

- Trace The Shapes And Colour
- Number Formation with the Help Of Clay.

➤ Evaluation 3 (October to December)

Written:-

- Forward Counting 1-40
- Missing Numbers
- Fill Ups
- What Comes After
- Shapes,
- Count and Circle the Correct Number.
- Trace and Colour the Shapes.

Oral:-

- Forward Counting 1-40
- Number Book: - Page no 24,25,27,28,29,30,31,32,33,39.
- Concept of count and circle. What comes after?

Activity

- Number learning and recognition.
- Big/small , Long/ Short (with the help of different objects )
- Count and show (with the help of flash cards.)

➤ Evaluation 4 ( January to March )

- Written: - Forward Counting 1 To 50.
- Circle The Odd One.
- Fill In The Missing Numbers 1-50
- What Comes Between
- What Comes After
- Count And Match
- Count And Circle The Correct Number
- Dodging

Oral:-

Forward counting 1-50

Number Book

- page no 6,7,14,34,35,36,37,40,41,42,43,44
- Concept of what comes after , between
- Revision of counting
- Count and write
- Draw as given
- More / less
- Heavy / light

# Directorate of Education, Bahadurgarh ( Patiala) SCPC

Syllabus 2025-26

Class:- Nursery (Bal- Phulwari I)

Subject :- Punjabi

ਮਹੀਨਾ	ਵਿਸ਼ਾ	ਗਤੀਵਿਧੀ	ਵਿਸ਼ਾ ਸਮੱਗਰੀ
ਅਪ੍ਰੈਲ	ਅੱਖਰ ਓ ਅ ਏ	ਅ ਅੱਖ ਜਾਂ ਅਨਾਰ ਵਿੱਚ ਰੰਗ ਭਰਨਾ ਅ ਅਕਾਲ ਤਖਤ ਸਾਹਿਬ ਦੀ ਤਸਵੀਰ ਦਿਖਾਈ ਜਾਵੇ	ਪਾਠ ਪੁਸਤਕ ਅੱਖਰ ਗਿਆਨ, ਫਲੈਸ਼ ਕਾਰਡ, ਸੰਬੰਧਤ ਵਸਤੂਆਂ
	ਅੱਖਰ ਸ ਹ ਓ ਉਠ ਸਵੇਰੇ ਜਾਗ ਵਾਲੀ ਕਵਿਤਾ	ਸ ਸਾਹਿਬਜ਼ਾਦਿਆਂ ਦੀ ਤਸਵੀਰ ਵਿੱਚ ਰੰਗ ਭਰਨਾ	ਪਾਠ ਪੁਸਤਕ ਅੱਖਰ ਗਿਆਨ, ਫਲੈਸ਼ ਕਾਰਡ, ਸੰਬੰਧਤ ਵਸਤੂਆਂ ਸ ਸਲੇਟ ਅਤੇ ਹ ਹੱਥ ਦਿਖਾਉਣਾ
ਮਈ	ਅੱਖਰ ਕ ਖ	ਕ ਕਿਰਪਾਨ, ਕੰਘਾ, ਖ ਖੰਡੇ ਦੀ ਤਸਵੀਰ ਵਿੱਚ ਰੰਗ ਭਰਨਾ	ਪਾਠ ਪੁਸਤਕ ਅੱਖਰ ਗਿਆਨ, ਫਲੈਸ਼ ਕਾਰਡ, ਸੰਬੰਧਤ ਵਸਤੂਆਂ
	ਅੱਖਰ ਗ ਘ ਙ	ਗ ਗਤਕਾ ਜਾਂ ਘ ਘੜਿਆਲ ਦੀ ਤਸਵੀਰ ਵਿੱਚ ਰੰਗ ਭਰਨਾ	ਪਾਠ ਪੁਸਤਕ ਅੱਖਰ ਗਿਆਨ, ਫਲੈਸ਼ ਕਾਰਡ, ਸੰਬੰਧਤ ਵਸਤੂਆਂ
	ਓ ਤੋਂ ਙ ਤੱਕ ਦੁਹਰਾਈ	ਬੱਚਿਆਂ ਨੂੰ ਓ ਤੋਂ ਙ ਤੱਕ ਦੇ ਫਲੈਸ਼ ਕਾਰਡ ਦੇ ਕੇ ਤਸਵੀਰ ਨਾਲ ਅੱਖਰ ਮਿਲਾਉਣ ਲਈ ਕਹਿਣਾ	ਪਾਠ ਪੁਸਤਕ ਅੱਖਰ ਗਿਆਨ, ਫਲੈਸ਼ ਕਾਰਡ, ਸੰਬੰਧਤ ਵਸਤੂਆਂ
ਜੁਲਾਈ	ਅੱਖਰ ਚ ਛ	ਚ ਚੌਰ ਸਾਹਿਬ ਜਾਂ ਛ ਛਤਰ ਦੀ ਤਸਵੀਰ ਵਿੱਚ ਰੰਗ ਭਰਨਾ ਬੱਚਿਆਂ ਨੂੰ ਖਾਣੇ ਵਿੱਚ ਚਾਵਲ ਜਾਂ ਚੂਰੀ ਲੈ ਕੇ ਆਉਣ ਲਈ ਕਹਿਣਾ	ਫਲੈਸ਼ ਕਾਰਡ ਅਸਲ ਵਸਤਾਂ ਚ ਚਾਵਲ, ਚ ਚੂਰੀ, ਚ ਚੌਮਚ
	ਅੱਖਰ ਜ ਝ ਵ	ਜ ਜੱਗ ਜਾਂ ਝ (ਖਾਲਸਾਈ) ਝੰਡੇ ਦੀ ਤਸਵੀਰ ਵਿੱਚ ਪੀਲਾ ਰੰਗ ਭਰਨਾ	ਫਲੈਸ਼ ਕਾਰਡ ਅਸਲ ਵਸਤਾਂ
	ਓ ਤੋਂ ਵ ਤੱਕ ਦੁਹਰਾਈ	ਅੱਖਰ- ਅੱਖਰ ਅੱਖਰ- ਤਸਵੀਰ ਤਸਵੀਰ- ਤਸਵੀਰ ਦਾ ਮਿਲਾਣ	ਫਲੈਸ਼ ਕਾਰਡ ਅਸਲ ਵਸਤਾਂ
ਅਗਸਤ	ਅੱਖਰ ਟ ਠ	ਟ ਟਮਾਟਰ ਦੀ ਤਸਵੀਰ ਵਿੱਚ ਰੰਗ ਭਰਨਾ	ਫਲੈਸ਼ ਕਾਰਡ ਅਸਲ ਵਸਤਾਂ
	ਅੱਖਰ ਡ ਢ ਣ	ਡ ਡੱਡੂ , ਢ ਢੱਡ ਢਾਲ ਦੀ ਤਸਵੀਰ ਵਿੱਚ ਰੰਗ ਭਰਨਾ	ਫਲੈਸ਼ ਕਾਰਡ ਅਸਲ ਵਸਤਾਂ

	ਉ ਤੋਂ ਣ ਭੋਕ ਦੁਹਰਾਈ	ਉਪਰੋਕਤ ਸਾਰੀਆਂ ਗਤੀਵਿਧੀਆਂ ਦੀ ਦੁਹਰਾਈ ਅੱਖਰਾਂ ਦੀ ਪਹਿਚਾਣ	ਫਲੈਸ਼ ਕਾਰਡ ਅਸਲ ਵਸਤਾਂ
ਅਕਤੂਬਰ	ਅੱਖਰ ਤ ਥ ਦ	ਤ ਤੀਰ, ਦ ਦਸਤਾਰ, ਦੀ ਤਸਵੀਰ ਵਿੱਚ ਰੰਗ ਭਰਨਾ	ਫਲੈਸ਼ ਕਾਰਡ ਅਸਲ ਵਸਤਾਂ
	ਅੱਖਰ ਧ ਨ	ਨਗਾਰਾ ਨਿਹੰਗ ਦੀ ਤਸਵੀਰ ਵਿੱਚ ਰੰਗ ਭਰਨਾ	ਫਲੈਸ਼ ਕਾਰਡ ਅਸਲ ਵਸਤਾਂ
ਨਵੰਬਰ	ਅੱਖਰ ਪ ਫ ਬ	ਪਾਲਕੀ ਬਾਜ ਅੱਖਰ ਅਨੁਸਾਰ ਦੀ ਤਸਵੀਰ ਵਿੱਚ ਰੰਗ ਭਰਨਾ	ਫਲੈਸ਼ ਕਾਰਡ ਅਸਲ ਵਸਤਾਂ
	ਅੱਖਰ ਭ ਮ	ਭੱਥਾ, ਮਸ਼ਕ ਦੀ ਤਸਵੀਰ ਵਿੱਚ ਰੰਗ ਭਰਨਾ	ਫਲੈਸ਼ ਕਾਰਡ ਅਸਲ ਵਸਤਾਂ
ਜਨਵਰੀ	ਅੱਖਰ ਯ ਰ ਲ	ਯੋਧਾ, ਰਹਿਲ, ਲੰਗਰ ਦੀ ਤਸਵੀਰ ਵਿੱਚ ਰੰਗ ਭਰਨਾ ਬੱਚਿਆਂ ਨੂੰ ਘਰ ਤੋਂ ਲੱਭੂ ਲੈ ਕੇ ਆਉਣ ਲਈ ਕਿਹਾ ਜਾਵੇ ਜੋ ਕਿ ਬੱਚੇ ਸਕੂਲ ਵਿੱਚ ਖਾਣਗੇ	ਫਲੈਸ਼ ਕਾਰਡ ਅਸਲ ਵਸਤਾਂ
	ਅੱਖਰ ਵ ਤ	ਵਾਹਿਗੁਰੂ ਅੱਖਰ ਅਨੁਸਾਰ ਦੀ ਤਸਵੀਰ ਵਿੱਚ ਰੰਗ ਭਰਨਾ	ਫਲੈਸ਼ ਕਾਰਡ ਅਸਲ ਵਸਤਾਂ
ਫਰਵਰੀ	ਦੁਹਰਾਈ	ਮਿਲਾਣ ਅੱਖਰ ਦਾ ਤਸਵੀਰ ਨਾਲ ਅੱਖਰ ਦਾ ਅੱਖਰ ਨਾਲ ਤਸਵੀਰ ਦਾ ਅੱਖਰ ਨਾਲ ਕਵਿਤਾ ਓ ਉੱਠ ਸਵੇਰੇ ਜਾਗ ਅੱਖਰ ਦੇਖ ਕੇ ਸਹੀ ਤਸਵੀਰ ਨੂੰ ਗੋਲਾ ਲਗਾਓ ਦੋਟ ਟੋ ਦੋਟ	
ਮੁਲਾਂਕਣ I	ਕੁੱਲ 20 ਨੰਬਰ	90 ਨੰਬਰ	90 ਨੰਬਰ
ਮੁਲਾਂਕਣ II	ਕੁੱਲ 20 ਨੰਬਰ	90 ਨੰਬਰ	90 ਨੰਬਰ
ਮੁਲਾਂਕਣ III	ਕੁੱਲ 20 ਨੰਬਰ	90 ਨੰਬਰ	90 ਨੰਬਰ
ਮੁਲਾਂਕਣ IV	ਕੁੱਲ 20 ਨੰਬਰ	90 ਨੰਬਰ	90 ਨੰਬਰ
	ਕੁੱਲ ੮੦ ਨੰਬਰ	੪੦ ਨੰਬਰ	੪੦ ਨੰਬਰ

## **Directorate of Education, Bahadurgarh ( Patiala) SGPC**

**Syllabus 2025-26**

**Class:- Nursery (Bal- Phulwari I)**

### **Advantages of Nursery Rhymes & Stories**

- Rhymes give kids the possibility to learn about correct voice pitch, volume and language rhythm. They additionally get to learn new language disparities.
- These also help to develop inference assistances, both with encountering new words and in reading grasp.
- They are also important for the language acquisition and help with speech progress.
- Nursery rhymes initiate new vocabulary and words.
- For developing the phonemic awareness, nursery rhymes are necessary.
- Nursery rhymes develop the listening skills.
- They advance spelling skills.
- These also develop children's imagination power.
- Do you know children can learn social skills from the rhymes?
- An understanding of narrative movement, is fundamental for kids to be able to follow, read and understand any story.
- It also helps parents and primary caretakers familiarize abstract concepts to their children.

#### **Learning Outcomes:-**

- Child should pay attention
- should be able to identify teacher's gestures
- Identify characters
- connects details of the story
- Understands how all parts fit together
- asks questions about story
- suggests an alternative ending

Children who can recite rhymes properly on a day to day basis develop sharper memory than their peers.

A skilled nursery teacher who is creative and adaptable in child development has a long and lasting impression on his/her students. This really is a matter of concern as the stepping stones of the young minds into the world of knowledge can become mayhem for the parents alone.

### Syllabus division

Month	Rhymes	Story
April	Twinkle, Twinkle little star Kwaugy jy Pl	The Elephant and the mice
May	Rain-Rain go away	The Elephant and the mice
July	cobbler cobbler AwE jI AwE jI	two friends and the bear
August	Bingo	two friends and the bear
October	Chubby cheeks Coty Coty qwry	the lion and the poor servant
November	Johnny Johnny I hear thunder	the lion and the poor servant
January	finger family	the monkeys and the cap seller
February	Teddy bear teddy bear	the monkeys and the cap seller

### Assesment:-

- Oral test at the end of every month
- maximum marks 10
- distribution of marks :- Good morning mam ( 1 mark)
- complete rhyme (2 marks)
- Actions (2 marks)
- pronunciation ( 2 marks)
- at the end of rhyme/story ---Thank you and Have a nice day
- (1 mark)

# Directorate of Education, Bahadurgarh ( Patiala) SGPC

Syllabus 2025-26

Class:- Nursery (bwl- PulvwVI I)

## Subject :- Divinity

General Instructions:- ਸਿੱਖ ਇਤਿਹਾਸ ਦੇ ਪ੍ਰਸ਼ਨ ਅਧਿਆਪਕ ਦੁਆਰਾ ਬੱਚਿਆਂ ਨੂੰ ਬੋਲ ਕੇ ਯਾਦ ਕਰਵਾਏ ਜਾਣਗੇ। ਕਵਿਤਾ ਨਾਲ ਐਕਸ਼ਨ ਵੀ ਸਿਖਾਏ ਜਾਣ। ਸਾਖੀ ਵੀ ਸੁਣਾ ਕੇ ਯਾਦ ਕਰਵਾਈ ਜਾਏਗੀ

Month	Topic
ਅਪ੍ਰੈਲ (ਮੌਖਿਕ)	ਬੋਲੇ ਸੋ ਨਿਹਾਲ- ਸਤਿ ਸ੍ਰੀ ਅਕਾਲ *ਵਾਹਿਗੁਰੂ ਜੀ ਕਾ ਖਾਲਸਾ - ਵਾਹਿਗੁਰੂ ਜੀ ਕੀ ਫਤਿਹ ਕਵਿਤਾ -ਆਈ ਏ ਵਿਸਾਖੀ ( ਅਧਿਆਪਕ ਵੱਲੋਂ ਸਾਰੀਆਂ ਗਤੀਵਿਧੀਆਂ ਦੀਆਂ ਫੋਟੋਆਂ ਦਿਖਾਈਆਂ ਜਾਣ ) ਗੁਰਮੰਤਰ *ਮੂਲਮੰਤਰ ਗੁਰਦੁਆਰਾ ਸਾਹਿਬ ਕੀ ਹੈ? *ਗੁਰਦੁਆਰਾ ਸਾਹਿਬ ਕਿਉਂ ਜਾਣਾ ਚਾਹੀਦਾ? ਗੁਰਦੁਆਰਾ ਸਾਹਿਬ ਜਾਣ ਸਮੇਂ ਹੱਥ ਪੈਰ ਕਿਉਂ ਧੋਣੇ ਚਾਹੀਦੇ ਹਨ? ਗੁਰੂ ਗ੍ਰੰਥ ਸਾਹਿਬ ਬਾਰੇ ਜਾਣੂ ਕਰਵਾਉਣਾ। *ਗੁਰਦੁਆਰਾ ਸਾਹਿਬ ਮੱਥਾ ਕਿਵੇਂ ਟੇਕਣਾ ਚਾਹੀਦਾ ਹੈ? ਹੱਥ ਕਿਸ ਤਰ੍ਹਾਂ ਜੋੜਨੇ ਚਾਹੀਦੇ ਹਨ।
ਮਈ (ਮੌਖਿਕ)	ਕਵਿਤਾ - ਇੱਕ ਦੋ ਸਾਖੀ:- ਸੱਚਾ ਸੌਦਾ ( ਸ੍ਰੀ ਗੁਰੂ ਨਾਨਕ ਦੇਵ ਜੀ) ਖਾਲਸਾਈ ਸ਼ਬਦ ਗਿਆਨ :- ਨਿਸ਼ਾਨ ਸਾਹਿਬ, ਖੰਡਾ, ਚੌਰ ਸਾਹਿਬ, ਰੁਮਾਲਾ ਸਾਹਿਬ, ਅਰਦਾਸ ਅਤੇ ਅਪ੍ਰੈਲ ਮਹੀਨੇ ਦੀ ਦੁਹਰਾਈ ਦੋਹਿਰਾ ਕੰਠ ਕਰਵਾਉ ਜੀ - “ਸਗਲ ਦੁਆਰ ਕੇ ਛਾਡ ਕੈ ਗਹਿਓ ਤੁਹਾਰੇ ਦੁਆਰ। ਬਾਂਹਿ ਗਹੇ ਕੀ ਲਾਜ ਅਸ ਗੋਬਿੰਦ ਦਾਸ ਤੁਹਾਰ” ਪਾਠ - ਪਹਿਲੀ ਪਉੜੀ ਜਪੁਜੀ ਸਾਹਿਬ
ਜੁਲਾਈ (ਮੌਖਿਕ)	ਸਾਖੀ:- ਭਾਈ ਲਾਲੋ ਜੀ ( ਸ੍ਰੀ ਗੁਰੂ ਨਾਨਕ ਦੇਵ ਜੀ) ਖਾਲਸਾਈ ਸ਼ਬਦ ਗਿਆਨ :-, ਕਮਰਕਸਾ, ਗਾਤਰਾ, ਅੰਮ੍ਰਿਤ , ਗੁਰਬਾਣੀ, ਪਾਠ, ਮਾਲਾ ਦਸ ਗੁਰੂ ਸਾਹਿਬਾਨ ਦੇ ਨਾਮ ਪਾਠ - ਪਹਿਲੀ ਅਤੇ ਦੂਸਰੀ ਪਉੜੀ ਜਪੁਜੀ ਸਾਹਿਬ ਅਪ੍ਰੈਲ ਮਈ ਮਹੀਨੇ ਦੀ ਦੁਹਰਾਈ
ਅਗਸਤ (ਮੌਖਿਕ)	ਕਵਿਤਾ ( ਗੁਰੂ ਦੇ ਪੁੱਤਰ) ਸਾਖੀ- ਸੱਪ ਦੀ ਛਾਂ ( ਸ੍ਰੀ ਗੁਰੂ ਨਾਨਕ ਦੇਵ ਜੀ) ਖਾਲਸਾਈ ਸ਼ਬਦ ਗਿਆਨ :- ਚਰਨ ਕੁੰਡ, ਲੰਗਰ, ਦਸਵੰਧ, ਪ੍ਰਸ਼ਾਦ ਚਾਰ ਸਾਹਿਬਜ਼ਾਦਿਆਂ ਦੇ ਨਾਮ ਸ਼ਬਦ ਕੰਠ -ਸਲੋਕ “ਪਵਣੁ ਗੁਰੂ ਪਾਣੀ ਪਿਤਾ-----ਕੇਤੀ ਛੁਟੀ ਨਾਲਿ” ਪਾਠ - ੧-੩ ਪਉੜੀ ਜਪੁਜੀ ਸਾਹਿਬ ਦੁਹਰਾਈ - ਅਪ੍ਰੈਲ ਮਈ ਜੁਲਾਈ
ਅਕਤੂਬਰ (ਮੌਖਿਕ)	ਸਾਖੀ- ਸੋਨੇ ਦੇ ਕੰਗਣ ( ਸ੍ਰੀ ਗੁਰੂ ਗੋਬਿੰਦ ਸਿੰਘ ਜੀ ) ਖਾਲਸਾਈ ਸ਼ਬਦ ਗਿਆਨ :- ਨਿਹੰਗ, ਜੋੜ ਮੇਲ, ਦੇਗ, ਤੇਗ, ਭੁਜੰਗੀ ਪੰਜ ਕਕਾਰ ( ਕੇਸ, ਕੰਘਾ, ਕੜਾ, ਕਛਿਹਰਾ ਅਤੇ ਕਿਰਪਾਨ) ਪਾਠ - ੧-੪ ਪਉੜੀ ਜਪੁਜੀ ਸਾਹਿਬ ਦੁਹਰਾਈ
ਨਵੰਬਰ (ਮੌਖਿਕ)	ਕਵਿਤਾ- ਪ੍ਰਣਾਮ ਸ਼ਹੀਦਾਂ ਨੂੰ ਸਾਖੀ - ਸ੍ਰੀ ਗੁਰੂ ਤੇਗ ਬਹਾਦਰ ਜੀ ਦੀ ਸ਼ਹੀਦੀ ਖਾਲਸਾਈ ਸ਼ਬਦ ਗਿਆਨ :- ਸ਼ਸਤਰ, ਗੱਤਕਾ, ਦਰਬਾਰ, ਕੀਰਤਨ, ਸਾਖੀ ਪੰਜ ਤਖਤ ਪਾਠ - ੧-੫ ਪਉੜੀ ਜਪੁਜੀ ਸਾਹਿਬ ਦੁਹਰਾਈ

ਦਸੰਬਰ(ਮੌਖਿਕ)	ਕਵਿਤਾ- ਪ੍ਰਣਾਮ ਸ਼ਹੀਦਾਂ ਨੂੰ ਸਾਖੀ - ਛੋਟੇ ਸਾਹਿਬਜ਼ਾਦਿਆਂ ਦੀ ਸ਼ਹੀਦੀ ਚਾਰ ਸਾਹਿਬਜ਼ਾਦਿਆਂ ਦੇ ਨਾਮ ਵਿਦਿਆਰਥੀਆਂ ਨੂੰ "ਚਾਰ ਸਾਹਿਬਜ਼ਾਦੇ" ਫਿਲਮ ਦਿਖਾਈ ਜਾਵੇ।
ਜਨਵਰੀ (ਮੌਖਿਕ)	ਕਵਿਤਾ- ਪ੍ਰਣਾਮ ਸ਼ਹੀਦਾਂ ਨੂੰ ਸਾਖੀ- ਵਲੀ ਕੰਧਾਰੀ ( ਸ਼੍ਰੀ ਗੁਰੂ ਨਾਨਕ ਦੇਵ ਜੀ) ਖਾਲਸਾਈ ਸ਼ਬਦ ਗਿਆਨ :- ਸ਼ਸਤਰ, ਗੱਤਕਾ, ਦਰਬਾਰ, ਕੀਰਤਨ, ਸਾਖੀ ਸ਼ਬਦ ਕੰਠ - ਤਾਤੀ ਵਾਉ ਨਾ ਲਗਈ..... ਪਾਠ - ੧-੫ ਪਉੜੀ ਚੌਪਈ ਸਾਹਿਬ
ਫਰਵਰੀ	ਦੁਹਰਾਈ

ਪ੍ਰਸ਼ਨ ਪੱਤਰ ਸੰਬੰਧੀ ਦਿਸ਼ਾ-ਨਿਰਦੇਸ਼:-

- ਹਰ ਮਹੀਨੇ ਦੇ ਅਖੀਰਲੇ ਹਫਤੇ ਵਿਦਿਆਰਥੀਆਂ ਪਾਸੋਂ ਸਿਲੇਬਸ ਅਨੁਸਾਰ ਪ੍ਰਸ਼ਨ ਪੱਤਰ ਤਿਆਰ ਕਰਕੇ ਸੁਣਿਆ ਜਾਵੇ।
- ਪੂਰੀ ਸਾਖੀ ਨਾ ਸੁਣੀ ਜਾਵੇ। ਸਾਖੀ ਦੀ ਦੁਹਰਾਈ ਲਈ ਮੌਖਿਕ ਪ੍ਰਸ਼ਨ ਪੁੱਛੇ ਜਾ ਸਕਦੇ ਹਨ।
- ਮੌਖਿਕ ਪ੍ਰਸ਼ਨ ਪੱਤਰ ੧੦ ਅੰਕ ਦਾ ਹੋਵੇ।

<p><b>'Awel ey ivswKI'</b></p> <p>ਆਈ ਏ ਵਿਸਾਖੀ, ਦਰ ਰਹਿਮਤਾਂ ਦੇ ਖੋਲ੍ਹਦੀ, ਸਤਿ ਸ੍ਰੀ ਅਕਾਲ ਦੇ, ਜੈਕਾਰੇ ਮੂੰਹੋਂ ਬੋਲਦੀ। ਕੱਚਿਆਂ ਤੇ ਪੱਕਿਆਂ ਨੂੰ, ਖੰਡੇ ਉੱਤੇ ਤੋਲਦੀ। ਛੱਡ-ਛੱਡ ਘੋਗੇ ਲਾਲਾਂ, ਮੋਤੀਆਂ ਨੂੰ ਟੋਲਦੀ। ਖੰਡਾ ਬਾਟਾ ਲੈ ਕੇ ਆਈ, ਅੰਮ੍ਰਿਤ ਵੰਡਦੀ। ਖਾਲਸੇ ਨੂੰ ਦਿੰਦੀ ਹੈ ਵਧਾਈ ਵਰ੍ਹੇਗੰਢ ਦੀ।</p>	<p><b>ਇੱਕ ਦੇ</b></p> <p>ਇੱਕ ਦੇ, ਇੱਕ ਦੇ, ਅੰਮ੍ਰਿਤ ਵੇਲੇ ਉੱਠ ਖਲੋ। ਤਿੰਨ ਚਾਰ, ਤਿੰਨ ਚਾਰ, ਵਾਹਿਗੁਰੂ ਜੀ ਦੀ ਫ਼ਤਹਿ ਉਚਾਰ। ਪੰਜ ਛੇ, ਪੰਜ ਛੇ, ਨਾਮ ਹਰੀ ਦਾ ਸਦਾ ਲੇਹਿ। ਸੱਤ ਅੱਠ, ਸੱਤ ਅੱਠ, ਕਰੀਂ ਨਾ ਮੂਲੋਂ ਢਿੱਲ ਮੱਠ। ਨੇ ਦਸ, ਨੇ ਦਸ, ਸਿਮਰਨ ਕਰ ਤੇ ਸੁਖੀ ਵੱਸ।</p>
<p><b>ਗੁਰੂ ਨਾਨਕ ਦੇਵ ਜੀ</b></p> <p>ਧੰਨ ਧੰਨ ਨੇ ਗੁਰੂ ਨਾਨਕ ਦੇਵ ਜੀ, ਸੁੱਤਾ ਜਿਨ੍ਹਾਂ ਸੰਸਾਰ ਜਗਾਇਆ। ਸਭ ਧਰਮਾਂ ਦੇ ਲੋਕਾਂ ਦੇ ਲਈ, ਏਕੇ ਦਾ ਸੰਦੇਸ਼ ਸੁਣਾਇਆ। ਮਹਾਂ ਪੁਰਸ਼ਾਂ ਨੇ ਸਹੀ ਫਰਮਾਇਆ, ਮਿਟਿਆ ਹਨੇਰਾ, ਜਗ ਰੁਸ਼ਨਾਇਆ।</p>	<p><b>ਗੁਰੂ ਦੇ ਪੁੱਤਰ</b></p> <p>ਅਜੀਤ ਹੁੰਦੇ ਨੇ , ਉਹਨਾਂ ਨੂੰ ਕੋਈ ਜਿੱਤ ਨਹੀਂ ਸਕਦਾ। ਜੁਝਾਰੂ ਹੁੰਦੇ ਨੇ , ਕਿਉਂਕਿ ਉਹ ਜੁਝਨਾ ਜਾਣਦੇ ਨੇ। ਜੋਰਾਵਰ ਹੁੰਦੇ ਨੇ, ਉਹਨਾਂ ਵਿੱਚ ਗੁਰੂ ਦੀ ਸ਼ਕਤੀ ਵਰਤਦੀ ਹੈ। ਫਤਿਹ ਪਾਉਂਦੇ ਨੇ , ਸੇ ਫਤਿਹ ਵੀ ਉਹਨਾਂ ਨੂੰ ਹੀ ਮਿਲਦੀ ਹੈ।</p>
<p><b>ਪ੍ਰਣਾਮ ਸ਼ਹੀਦਾਂ ਨੂੰ ।</b></p>	<p><b>ਖਾਣਾ ਖਾਣ ਤੋਂ ਪਹਿਲਾਂ ਗੁਰਬਾਣੀ ਸ਼ਬਦ</b></p>

ਬੱਚੇ ਸੀ ਮਾਸੂਮ ਭਾਂਵੇ ਹੋਸਲੇ ਬੁਲੰਦ ਸੀ,  
 ਦਾਦੀ ਮਾਂ ਦੀ ਸਿੱਖਿਆ ਦੇ ਪੂਰੇ ਪਾਬੰਦ ਸੀ,  
 ਜਾਣ ਵੇਲੇ ਮੌਤ ਵੱਲ ਹੱਸ ਹੱਸ ਦੇਖਦੇ ਸੀ,  
 ਬੜੇ ਹੀ ਮਹਾਨ ਦਾਦਾ ਤੇਰੇ ਫਰਜੰਦ ਸੀ,  
 ਸਾਡੇ ਲਈ ਸਾਹਿਬਜ਼ਾਦੇ ਜਿੰਦਗਾਈ ਵਾਰ ਗਏ,  
 ਸੇਚੇ ਜ਼ਰਾ.. । ਸੇਚੇ ਜ਼ਰਾ..।  
 ਅੱਜ ਆਪਾਂ ਸਿੱਖੀ ਕਿਉਂ ਵਿਸਾਰ ਗਏ ।  
 ਧੰਨ ਧੰਨ ਬਾਬਾ ਜ਼ੋਰਾਵਰ ਸਿੰਘ ਜੀ,  
 ਧੰਨ ਧੰਨ ਬਾਬਾ ਫਤਿਹ ਸਿੰਘ ਜੀ.

ddw dwqw eyku hY  
 sB kau dyvxhwr]  
 dyNdy qoit nw Awvel  
 Agnq Bry BMfwr]  
 Bojn dyx lel Awp jl dw  
 sukr hY vwihgurU jl[  
 ies dunlAw iv`c koel Bu`Kw nw sovyN[  
 vwihgurU jl kw Kwlswh[  
 vwihgurU jl kl Pqih]

### ਸੈਨੇ ਦਾ ਕੰਢਣ

ਸ੍ਰੀ ਗੁਰੂ ਗੋਬਿੰਦ ਸਿੰਘ ਜੀ ਦਾ ਬਚਪਨ ਦਾ ਨਾਮ ਗੋਬਿੰਦ ਰਾਏ ਸੀ। ਬਾਲ ਗੋਬਿੰਦ ਰਾਏ (ਗੁਰੂ ਜੀ) ਪਟਨਾ ਸਾਹਿਬ ਵਿਖੇ ਆਪਣੇ ਸਾਥੀਆਂ ਨਾਲ ਗੰਗਾ ਦੇ ਕਿਨਾਰੇ ਖੇਡਿਆ ਕਰਦੇ ਸਨ। ਇੱਕ ਦਿਨ ਖੇਡ-ਖੇਡ ਵਿੱਚ ਉਨ੍ਹਾਂ ਨੇ ਆਪਣੀ ਬਾਂਹ ਤੋਂ ਸੈਨੇ ਦਾ ਕੰਢਣ ਉਤਾਰ ਕੇ ਗੰਗਾ ਵਿੱਚ ਸੁੱਟ ਦਿੱਤਾ। ਜਦੋਂ ਗੁਰੂ ਜੀ ਘਰ ਵਾਪਸ ਪਰਤੇ ਤਾਂ ਉਨ੍ਹਾਂ ਦੇ ਮਾਤਾ ਜੀ ਨੇ ਕੰਢਣ ਬਾਰੇ ਪੁੱਛਿਆ। ਗੁਰੂ ਜੀ ਨੇ ਜਵਾਬ ਦਿੱਤਾ ਕਿ ਉਹ ਤਾਂ ਮੈਂ ਖੇਡਦੇ-ਖੇਡਦੇ ਗੰਗਾ ਵਿੱਚ ਸੁੱਟ ਦਿੱਤਾ ਹੈ। ਮਾਤਾ ਜੀ ਨੇ ਆਪਣੇ ਭਰਾ ਕਿਰਪਾਲ ਚੰਦ ਨੂੰ ਗੁਰੂ ਜੀ ਨਾਲ ਗੰਗਾ ਕਿਨਾਰੇ ਤੋਂ ਕੰਢਣ ਲੱਭ ਕੇ ਲਿਆਉਣ ਲਈ ਭੇਜਿਆ। ਮਾਮਾ ਕਿਰਪਾਲ ਚੰਦ ਜੀ ਨੇ ਗੰਗਾ ਕਿਨਾਰੇ ਪਹੁੰਚ ਕੇ ਗੁਰੂ ਜੀ ਤੋਂ ਪੁੱਛਿਆ ਕਿ ਉਨ੍ਹਾਂ ਨੇ ਕੰਢਣ ਕਿਸ ਜਗ੍ਹਾ ਤੇ ਸੁੱਟਿਆ ਸੀ? ਗੁਰੂ ਜੀ ਨੇ ਆਪਣੀ ਬਾਂਹ ਵਿੱਚੋਂ ਦੂਸਰਾ ਕੰਢਣ ਉਤਾਰ ਕੇ ਨਦੀ ਵਿੱਚ ਸੁੱਟ ਕੇ ਕਿਹਾ, "ਉੱਥੇ ਸੁੱਟਿਆ ਸੀ"। ਇਸ ਘਟਨਾ ਨੂੰ ਦੇਖ ਕੇ ਕਿਰਪਾਲ ਚੰਦ ਜੀ ਹੈਰਾਨ-ਪਰੇਸ਼ਾਨ ਹੋ ਗਏ ਅਤੇ ਗੁਰੂ ਜੀ ਨੂੰ ਮਾਤਾ ਜੀ ਕੋਲ ਲੈ ਗਏ। ਮਾਤਾ ਜੀ ਨੇ ਗੁਰੂ ਜੀ ਤੋਂ ਇਸ ਦਾ ਕਾਰਨ ਪੁੱਛਿਆ ਤਾਂ ਗੁਰੂ ਜੀ ਨੇ ਆਪਣੇ ਪਿਤਾ ਸ੍ਰੀ ਗੁਰੂ ਤੇਗ ਬਹਾਦਰ ਜੀ ਦੀ ਸਿੱਖਿਆ ਵੱਲ ਇਸ਼ਾਰਾ ਕਰਦੇ ਹੋਏ ਕਿਹਾ ਕਿ "ਸਿੱਖਾਂ ਨੂੰ ਸੈਨੇ ਅਤੇ ਮਿੱਟੀ ਨੂੰ ਬਰਾਬਰ ਸਮਝਣਾ ਚਾਹੀਦਾ ਹੈ"। ਜਿਸ ਸਥਾਨ ਤੇ ਇਹ ਖੇਡ ਵਾਪਰੀ ਉਸ ਸਥਾਨ ਤੇ ਗੰਗਾ ਦੇ ਕੰਢੇ ਉੱਪਰ 'ਗੁਰਦੁਆਰਾ ਕੰਢਣ ਘਾਟ' ਸਾਹਿਬ ਸੁਸ਼ੋਭਿਤ ਹੈ।

ਸਿੱਖਿਆ: ਸਾਨੂੰ ਦੁਨਿਆਵੀ ਵਸਤਾਂ ਨਾਲ ਮੋਹ ਨਹੀਂ ਕਰਨਾ ਚਾਹੀਦਾ।

# Directorate of Education, Bahadurgarh (Patiala) SGPC

Syllabus 2025-26

Class:- LKG (bwl PulwVI II)

## General Instructions and activities for Teachers (Based on Book "Toy based Pedagogy" NCERT)

1. 80% of the time should be spent on Physical Development (Fine Motor & Gross Motor), Aesthetic and creative development, Personal, Social & Emotional Development whereas 20% of the time to be spent on Language development, Numeracy Development, knowing and understanding the world through Trans disciplinary Approach.
2. Students to be exposed to group work by sitting around semicircular tables rather sitting individually.
3. Physical Development:- Fine Motor and Gross motor Skill (Methodology) →

Tearing, pasting, coloring, Play with clay / dough

Arrangement of beads on rods or threads

Lace cards

Toys

Buttoning frame and zipper

Place pegs in holes

Build with blocks

Puzzles

Play with sand/ water

4. Personal, Social and Emotional Development :- It is based on attainment of knowledge, individual personal skill, ability to think & ability to perceive.

- Personal Skills:- Brush teeth regularly, wash hands and face independently , wipe/ blow nose, put shoes on right foot, toilet training, buttoning shirt, eating independently, clear whatever is spilled, tie shoe laces, throw waste in dustbin, dressing yourself and your peer
- Social skills:- The special person box – Take a box and decorate it beautifully to make it attractive. Fit a mirror inside the box, present a closed box to first child. Ask him to open it quietly, look inside and close it. Give clear instructions to the children not to say anything about till all children have not had a turn. The children will see only their faces in the box. It will build their self-esteem.
- Social skills:- kindness :- Explain the meaning of kindness to children. You may narrate a story in Punjabi. Ask them to name the friend or relative who has been kind to them.
- Social skills: - Ball Passing activity – Give colorful ball to a child and ask him to pass it silently to the next child by taking care that it does not get in wrong direction. This will increase their concentration.
- Social skills (Threading Beads of single/ double/ triple colors) :- Keep all the beads in one box . If there is a group of six children then six coloured beads are required. Give each child a string and ask them to silently thread a particular thread. You may give two different colours alternatively. These activities increase eye hand coordination and concentration.
- Memory game: - On a tray keep a few articles which are familiar to the child. Let them see the objects carefully for about 2 minutes. Then cover them with a piece of cloth. Ask each child to name at least two items. This will increase their memory and help them remember things better.
- Pass it on: - Whisper a small simple sentence in a child's ear. Ask him/her to say the same to next child's ear. Let the last child say the sentence aloud. This activity will enhance the auditory or acoustic skills and the concentration level of the child. Use following sentences for this game:- ismrn krley[ Ardws krley[ KuS rhley[ AwnMd iv`c rhley [ sihj iv`c rhley[ sPwel rKley[ cVdl klw iv`c rhley[ AwE h`sley[ AwE Kyfley[sdw s`c bolo[ rl ky bYTley[ cOkVI mwr ky bYTley
- Coloring Activity:- Paste a chart paper on wall or on table. Let the children colour it. Guide them not to leave any space. This will increase their imagination, develop their fine motor movement and help them learn to coordinate with one another.

5. Aesthetic and creative development:- Foot printing, hand printing, paper tearing and pasting, paper crushing, Origami, clay modeling, finger printing, thumb printing, free hand drawing, coloring with crayons, spray painting, vegetable painting, leaf painting, making balls with cotton, newspaper etc

# **Directorate of Education, Bahadurgarh ( Patiala) SGPC**

**Syllabus 2025-26**

**Class:- LKG (Bal- Phulwari II)**

## **Advantages of Nursery Rhymes & Stories**

- Rhymes and stories give kids the possibility to learn about correct voice pitch, volume and language rhythm. They additionally get to learn new language disparities.
- These also help to develop inference assistances, both with encountering new words and in reading grasp.
- They are also important for the language acquisition and help with speech progress.
- Nursery rhymes initiate new vocabulary and words.
- For developing the phonemic awareness, nursery rhymes are necessary.
- Nursery rhymes develop the listening skills.
- They advance spelling skills.
- These also develop children's imagination power.
- Do you know children can learn social skills from the rhymes?
- An understanding of narrative movement, is fundamental for kids to be able to follow, read and understand any story.
- It also helps parents and primary caretakers familiarize abstract concepts to their children.

### **Learning Outcomes:-**

- Child should pay attention
- should be able to identify teacher's gestures
- Identify characters
- connects details of the Rhyme & Story
- Understands how all parts fit together
- asks questions about story
- suggests an alternative ending

Children who can recite rhymes properly on a day to day basis develop sharper memory than their peers.

A skilled teacher who is creative and adaptable in child development has a long and lasting impression on his/her students. This really is a matter of concern as the stepping stones of the young minds into the world of knowledge can become mayhem for the parents alone.

## Syllabus

### Evaluation - (I) ( April & May )

1. Twinkle- Twinkle Little Star (pg. 10)
2. My Friend (pg. 6)
3. Bingo (pg. 11)
4. Row-Row Your Boat (pg. 9)

Story- The Crocodile and the Monkey (pg.51-56)

### Evaluation- (II) (July to September)

1. Five Little Peas (pg.8)
2. Diddle –Diddle Dumpling (pg.7)
3. Cobbler-Cobbler Mend My Shoes (pg.13)
4. One ,Two, Buckle My Shoes (pg.16)

Story – The Enormous Turnip (pg.26-31)

### Evaluation-(III) (October to December )

1. School Morning (pg.15)
2. Twinkle-Twinkle Traffic Light (pg.14)
3. This is the Way (pg.24)
4. Mary had a Little Lamb (pg.20-21)

Story- The Musical Donkey (pg.32-37)

### Evaluation-(IV) (January to March)

1. My Computer (pg.17)
2. One Little Finger (pg.22-23)
3. The Wheels on the Bus (pg. 18-19)
4. Pretty Flowers Everywhere (pg.12)

Story – The Tortoise and The Geese (pg.46-50)

### Assesment:-

- Oral test at the end of every month
  - maximum marks 10
- Distribution of marks: - Good morning mam (1 mark)  
Complete rhyme (2 marks)  
Actions (2 marks)  
Pronunciation (2 marks)

# Directorate of Education, Bahadurgarh (Patiala) SGPC

Syllabus 2025-26

Class:- LKG (Bal- Phulwar: II)

## Subject EVS

Month	Topics	Activities
APRIL	<p>Introduction To Myself And My Body Parts</p> <p>* Concepts: Understanding "I," Identifying Basic Body Parts (Head, Hair, Eyes, Nose, Mouth, Ears, Hands, Legs, Feet).</p>	<p>* Singing Songs About Body Parts (E.G., "Head, Shoulders, Knees, And Toes").</p> <p>* Pointing To And Naming Their Own Body Parts And Those Of Their Classmates.</p> <p>* Drawing A Simple Self-Portrait And Labeling Body Parts.</p> <p>* Playing A "Simon Says" Game Involving Body Parts.</p> <p>* Making Hand And Footprint Art.</p>
MAY	<p>My Family</p> <p>* Concepts: Recognizing Family Members (Mother, Father, Brother, Sister, Grandparents), Understanding The Concept Of A Family.</p>	<p>* Talking About Their Family Members And Their Roles.</p> <p>* Colour family picture .</p> <p>* Bringing Family Photos To Share And Discuss.</p> <p>* Role-Playing Family Scenarios (E.G., Eating Together, Helping Each Other).</p> <p>* Creating Simple Family Tree Crafts.</p>
	<p>* My Home</p> <p>* Concepts: Identifying Different Rooms In A House (Living Room, Bedroom, Kitchen, Bathroom), Recognizing Common Objects Found In Each Room.</p>	<p>* Discussing The Different Rooms In Their Own Homes And What They Do In Each Room.</p> <p>* Drawing Their House Or A Specific Room.</p> <p>* Matching Pictures Of Objects To The Correct Rooms. * Playing A "Find The Object" Game Related To Different Rooms.</p> <p>* Building A House Using Blocks Or Other Materials.</p>
JULY	<p>* Good Habits And Manners</p> <p>* Concepts: Understanding The Importance Of Cleanliness (Washing Hands, Brushing Teeth, Bathing), Healthy Eating, Being Polite (Saying "Please," "Thank You," "Sorry"), And Sharing.</p>	<p>* Demonstrating And Practicing Hand washing And Teeth-Brushing Techniques.</p> <p>* Discussing Healthy And Unhealthy Foods.</p> <p>* Role-Playing Polite Interactions.</p> <p>* Practicing Sharing Toys And Materials.</p> <p>* Creating Charts For Good Habits.</p>
August:	<p>* Animals Around Us</p> <p>* Concepts: Identifying</p>	<p>* Looking At Pictures And Videos Of Domestic Animals And Imitating Their Sounds.</p>

	<p>Common Domestic Animals (Cat, Dog, Cow, Goat) And Their Sounds, Understanding That Animals Need Food And Shelter</p> <ul style="list-style-type: none"> <li>* Plants Around Us</li> <li>* Concepts: Identifying Common Plants And Trees, Recognizing Basic Parts Of A Plant (Leaf, Flower), Understanding That Plants Need Sunlight And Water</li> </ul>	<ul style="list-style-type: none"> <li>* Talking About Pets They Have Or Animals They Have Seen.</li> <li>* Matching Animals To Their Homes (E.G., Doghouse, Barn).</li> <li>* Drawing Or Coloring Pictures Of Animals.</li> <li>* Simple Animal Mask Making.</li> <li>* Observing Different Types Of Leaves And Flowers.</li> <li>* Planting Seeds And Watering Them.</li> <li>* Drawing Or Coloring Plants And Trees.</li> <li>* Sorting Different Types Of Leaves.</li> <li>* Talking About The Importance Of Plants.</li> </ul>
October:	<ul style="list-style-type: none"> <li>* Fruits And Vegetables</li> <li>* Concepts: Identifying Common Fruits And Vegetables, Learning About Their Colors And Tastes, Understanding That They Are Healthy To Eat</li> </ul>	<ul style="list-style-type: none"> <li>* Bringing Different Fruits And Vegetables To Class For Identification And Tasting.</li> <li>* Sorting Fruits And Vegetables By Color Or Type.</li> <li>* Drawing Or Coloring Fruits And Vegetables.</li> <li>* Making Simple Fruit Salad (With Adult Supervision).</li> <li>* Playing Matching Games With Fruit And Vegetable Pictures</li> </ul>
November:	<ul style="list-style-type: none"> <li>* Water</li> <li>* Concepts: Understanding That Water Is Important For Drinking, Washing, And Plants, Recognizing Different Sources Of Water (Rain, Tap).</li> </ul>	<ul style="list-style-type: none"> <li>* Discussing How We Use Water Every Day. *</li> <li>* Observing Water In Different Forms (E.G., In A Glass, In A Puddle).</li> <li>* Drawing Pictures Related To Water.</li> <li>* Simple Experiments With Water (E.G., Floating And Sinking).</li> <li>* Learning About Saving Water.</li> </ul>
December:	<ul style="list-style-type: none"> <li>* Air</li> <li>* Concepts: Understanding That Air Is All Around Us And We Need It To Breathe, Feeling The Air (E.G., Blowing Bubbles, Using A Fan).</li> </ul>	<ul style="list-style-type: none"> <li>* Blowing Bubbles And Watching Them Float In The Air.</li> <li>* Using Paper Fans To Feel The Movement Of Air.</li> <li>* Talking About Things That Move Because Of Air (E.G., Kites, Balloons).</li> <li>* Simple Breathing Exercises.</li> </ul>
January:	<ul style="list-style-type: none"> <li>* Seasons</li> <li>* Concepts: Introducing The Main Seasons Experienced In Ludhiana (Summer, Winter and Rainy Season), Recognizing Basic Weather Changes And Clothes We Wear In Each Season.</li> <li>* People Who Help Us</li> <li>* Concepts: Recognizing</li> </ul>	<ul style="list-style-type: none"> <li>* Discussing The Weather And The Clothes They Are Wearing.</li> <li>* Looking At Pictures Of Different Seasons And Talking About The Activities We Do In Each.</li> <li>* Drawing Scenes Related To Different Seasons.</li> <li>* Sorting Clothes According To The Seasons.</li> <li>* Talking About The People Who Help Them At</li> </ul>

	Different Community Helpers (Teacher, Doctor, Police Officer and Postman) And Understanding Their Roles.	Home And In School. * Role-Playing Different Community Helpers. * Drawing Pictures Of Community Helpers. * Discussing The Importance Of Their Work.
February:	* Transportation * Concepts: Identifying Common Modes Of Transport (Car, Bus, Bicycle, Train, Airplane), Understanding That They Help Us Travel From One Place To Another	* Looking At Pictures And Models Of Different Vehicles. * Talking About How They Come To School. * Drawing Or Coloring Vehicles. * Playing With Toy Cars And Trains. * Learning About Road Safety (Basic Traffic Lights).
Evaluation I	Syllabus Of April & May	Oral 10 Marks    Written:- 10 Marks Total 20 Marks
Evaluation II	Syllabus Of July And August	Oral 10 Marks    Written:- 10 Marks Total 20 Marks
Evaluation III	syllabus of October and November	Oral 10 marks    written:- 10 Marks total 20 marks
Evaluation IV	syllabus of January and February month	Oral 10 marks    written:- 10 Marks total 20 marks

# Directorate of Education, Bahadurgarh ( Patiala) SCPC

Syllabus 2025-26

Class:- LKG (ਬਾਲ- ਫੁਲਵਾੜੀ II)

Subject :- Drm AIDAYn

General Instructions:- ਸਿੱਖ ਇਤਿਹਾਸ ਦੇ ਪ੍ਰਮੁੱਖ ਅਧਿਐਸ਼ਟਕ ਦੁਆਰਾ ਸੰਚਿਤ ਨੂੰ ਸੋਲ ਕੇ ਯਾਦ ਕਰਵਾਏ ਜਾਣਗੇ। ਕਵਿਤਾ ਨਾਲ ਐਕਸ਼ਨ ਵੀ ਸਿਖਾਏ ਜਾਣ। ਸਾਖੀ ਵੀ ਸੁਣਾ ਕੇ ਯਾਦ ਕਰਵਾਈ ਜਾਏਗੀ।

Month ਮਹੀਨਾ	Topic ਸੋਲੇ ਸੇ ਨਿਰਾਲ- ਸਤਿ ਸ੍ਰੀ ਨਾਮੁਕਲਾ ਵਾਸਿਗੁਰੂ ਜੀ ਕਾ ਮਾਲਾ - ਵਾਸਿਗੁਰੂ ਜੀ ਕੀ ਫਤਿਹ ਕਵਿਤਾ - ਮਾਲਾ ਦਿਹਾੜਾ ( ਜੂ ਟਿਊਬ ਚੈਨਲ ਸੱਚਾ ਮਾਕਾ ) ( ਅਧਿਆਪਕ ਵੱਲੋਂ ਸਾਖੀਆਂ ਗਾਈਵਿਧੀਆਂ ਦੀਆਂ ਫੋਟੋਆਂ ਦਿਖਾਈਆਂ ਜਾਣ ) ਪਹਿਲੇ ਪੰਜ ਗੁਰੂ ਸਾਹਿਬਾਨ ਦੇ ਨਾਮ ਸ਼ਬਦ - ਚੈਰ ਮਿਵਾ ਸਰ ਸੋਹਿ ਮਿਠੈ ਸਾਖੀ - ਕੋਢਾ ਚਾਮਾ ( ਸ੍ਰੀ ਗੁਰੂ ਨਾਨਕ ਦੇਵ ਜੀ )
ਮਈ	ਕਵਿਤਾ - ਸਿੱਖ ਗੁਰੂ ਦਾ ਸਾਖੀ:- ਪੱਲਾ ਸੰਭਾਲਣ ਵਾਲੀ ਸਾਖੀ ਸ੍ਰੀ ਗੁਰੂ ਹਰਿ ਰਾਇ ਜੀ ਸ਼ਬਦ- ਤੂ ਨਾਨਕੁ ਤੁਮ ਪਹਿ ਅਰਦਾਸਿ॥ ਸ਼ਬਦ ਗਿਆਨ :- ਨਿਸ਼ਾਨ ਸਾਹਿਬ, ਪੰਡਾ, ਚੈਰ ਸਾਹਿਬ, ਹੁਮਲਾ ਸਾਹਿਬ, ਅਰਦਾਸ ਪਾਠ - ਪੰਜ ਪਉੜੀਆਂ ਪਾਠ ਸ੍ਰੀ ਜਪੁਜੀ ਸਾਹਿਬ
ਜੁਲਾਈ	ਕਵਿਤਾ - ਬੱਸ ਅਤੇ ਬੱਚੇ ( ਜੂ ਟਿਊਬ ਚੈਨਲ ਭਾਈ ਪਰਮਿੰਦਰ ਸਿੰਘ ) ਸਾਖੀ:- ਸੱਚਾ ਸੋਚਾ ( ਸ੍ਰੀ ਗੁਰੂ ਨਾਨਕ ਦੇਵ ਜੀ ) ਖਾਲਸਾਈ ਸ਼ਬਦ ਗਿਆਨ :-, ਕਮਰਕਾਸਾ, ਗਾਤਰਾ, ਅੰਮ੍ਰਿਤ , ਗੁਰਬਾਣੀ, ਪਾਠ, ਮਾਲਾ ਦਸ ਗੁਰੂ ਸਾਹਿਬਾਨ ਦੇ ਨਾਮ ਪਾਠ - ਛੇ ਪਉੜੀਆਂ ਸ੍ਰੀ ਜਪੁਜੀ ਸਾਹਿਬ ਅਪ੍ਰੈਲ ਮਈ ਮਹੀਨੇ ਦੀ ਦੁਹਰਾਈ
ਅਗਸਤ	ਕਵਿਤਾ - ਮਛਲੀ ਜਲ ਦੀ ਰਾਣੀ (ਜੂ ਟਿਊਬ ਚੈਨਲ ਖਾਲਸਾ ਫੁਲਵਾੜੀ ) ਸਾਖੀ- ਕਸ਼ਮੀਰੀ ਪੰਡਤਾਂ ਦੀ ਪੁਕਾਰ ਪਾਠ - ਸੱਤ ਪਉੜੀਆਂ ਸ੍ਰੀ ਜਪੁਜੀ ਸਾਹਿਬ ਖਾਲਸਾਈ ਸ਼ਬਦ ਗਿਆਨ :- ਚਰਨ ਕੁੰਡ, ਲੰਗਰ, ਦਸਵੰਧ, ਪ੍ਰਸ਼ਾਦਾ ਚਾਰ ਸਾਹਿਬਜ਼ਾਦਿਆਂ ਦੇ ਨਾਮ ਸ਼ਬਦ ( ਗਉੜੀ ਮਹਲਾ ਪ ਥਿਰੁ ਘਰਿ ਬੇਸਹੁ ਰਹਿ ਜਨ ਪਿਆਰੇ॥ ) ਦੁਹਰਾਈ - ਅਪ੍ਰੈਲ ਮਈ ਜੁਲਾਈ
ਅਕਤੂਬਰ	ਕਵਿਤਾ- ਇੱਕ ਦੇ ਅੰਮ੍ਰਿਤ ਵੇਲੇ ਉੱਠੇ ਖਲੋ ਸਾਖੀ- ਭਾਈ ਤਾਰੂ ਸਿੰਘ ਜੀ , ਭਾਈ ਦਿਆਲਾ ਜੀ ਖਾਲਸਾਈ ਸ਼ਬਦ ਗਿਆਨ :- ਨਿਹੰਗ, ਜੋੜ ਮੇਲ, ਦੇਗ, ਤੇਗ, ਭੁਜੰਗੀ ਪੰਜ ਪਿਆਰਿਆਂ ਦੇ ਨਾਮ ਪਾਠ - ਅੱਠ ਪਉੜੀਆਂ ਸ੍ਰੀ ਜਪੁਜੀ ਸਾਹਿਬ ਦੁਹਰਾਈ
ਨਵੰਬਰ	ਕਵਿਤਾ- ਜੋ ਚੱਲੇ ਹੋ ਸਰਹੰਦ ਨੂੰ ਮੇਰੇ ਪਿਆਰਿਓ ਸਾਖੀ - ਸ੍ਰੀ ਗੁਰੂ ਤੇਗ ਬਹਾਦਰ ਜੀ ਦੀ ਸ਼ਹੀਦੀ, ਭਾਈ ਮਤੀ ਦਾਸ ਜੀ, ਭਾਈ ਸਤੀ ਦਾਸ ਜੀ, ਖਾਲਸਾਈ ਸ਼ਬਦ ਗਿਆਨ :- ਸ਼ਸਤਰ, ਗੱਤਕਾ, ਦਰਬਾਰ, ਕੀਰਤਨ, ਸਾਖੀ ਪੰਜ ਤਖਤ ਪਾਠ - ਦਸ ਪਉੜੀਆਂ ਸ੍ਰੀ ਜਪੁਜੀ ਸਾਹਿਬ ਦੁਹਰਾਈ

ਦਸੰਬਰ	ਕਵਿਤਾ- ਪ੍ਰਣਾਮ ਸ਼ਹੀਦਾਂ ਨੂੰ ਸਾਖੀ - ਛੋਟੇ ਸਾਹਿਸ਼ਜਾਦਿਆਂ ਦੀ ਸ਼ਹੀਦੀ, ਪਾਠ - ਬਾਰਾਂ ਪਉੜੀਆਂ ਸ੍ਰੀ ਜਪੁਜੀ ਸਾਹਿਬ ਚਾਰ ਸਾਹਿਸ਼ਜਾਦਿਆਂ ਦੇ ਨਾਮ ਵਿਦਿਆਰਥੀਆਂ ਨੂੰ "ਚਾਰ ਸਾਹਿਸ਼ਜਾਦੇ" ਫਿਲਮ ਦਿਖਾਈ ਜਾਵੇ।
ਜਨਵਰੀ	ਕਵਿਤਾ- ਜਿਹੜਾ ਬੂਠ ਨਾ ਸੋਲੇ ਉਹ ਸਿੱਖ ਗੁਰੂ ਦਾ ਸਾਖੀ- ਬਾਬਾ ਬੰਦਾ ਸਿੰਘ ਬਹਾਦਰ ਸ਼ਬਦ - ਆਵਾਹ ਸਿੱਖ ਸਤਿਗੁਰ ਕੇ ਪਿਆਰਿਓ ਪਾਠ - ਪੰਦਰਾਂ ਪਉੜੀਆਂ ਸ੍ਰੀ ਜਪੁਜੀ ਸਾਹਿਬ
ਫਰਵਰੀ	ਦੁਹਰਾਈ

ਨੋਟ:- ਵਿਦਿਆਰਥੀਆਂ ਨੂੰ ਸ਼੍ਰੋਮਣੀ ਗੁਰਦੁਆਰਾ ਪ੍ਰਬੰਧਕ ਕਮੇਟੀ ਵੱਲੋਂ ਛਾਪੀਆਂ ਗਈਆਂ ਭੇਟਾ ਰਹਿਤ ਕਿਤਾਬਾਂ 'ਆਓ ਗੁਰ-ਇਤਿਹਾਸ ਜਾਣੀਏ', 'ਪੁਨ ਸ਼ਹੀਦਾਂ ਦਾ', 'ਨਿੱਕੀਆਂ ਜਿੰਦਾਂ ਵੱਡੇ ਸਾਕੇ' ਅਤੇ 'ਸਿੱਖ ਰਹਿਤ ਮਰਿਯਾਦਾ' ਤੋਂ ਪੜ੍ਹਾਇਆ ਜਾਵੇ। ਇਹ ਪੁਸਤਕਾਂ ਵਿਦਿਆਰਥੀਆਂ ਨੂੰ ਭੇਟਾ ਰਹਿਤ ਵੰਡੀਆਂ ਜਾਣ।

#### ਪ੍ਰਸ਼ਨ ਪੱਤਰ ਸੰਬੰਧੀ ਦਿਸ਼ਾ-ਨਿਰਦੇਸ਼:-

- ਹਰ ਮਹੀਨੇ ਦੇ ਅਖੀਰਲੇ ਹਫ਼ਤੇ ਵਿਦਿਆਰਥੀਆਂ ਪਾਸੋਂ ਸਿਲੇਬਸ ਅਨੁਸਾਰ ਪ੍ਰਸ਼ਨ ਪੱਤਰ ਤਿਆਰ ਕਰਕੇ ਸੁਣਿਆ ਜਾਵੇ।
- ਪੂਰੀ ਸਾਖੀ ਨਾ ਸੁਣੀ ਜਾਵੇ। ਸਾਖੀ ਦੀ ਅਸੈਸਮੈਂਟ ਲਈ ਮੌਖਿਕ ਪ੍ਰਸ਼ਨ ਪੁੱਛੇ ਜਾ ਸਕਦੇ ਹਨ।
- ਮੌਖਿਕ ਪ੍ਰਸ਼ਨ ਪੱਤਰ ੧੦ ਅੰਕ ਦਾ ਹੋਵੇ।
- Evaluation I – Average of April & May month
- Evaluation II – Average of July & August month
- Evaluation III – Average of October & November month
- Evaluation IV- Average of January & February month

Directorate of Education, Bahadurgarh (Patiala) Haryana  
Syllabus 2025-26  
Class:- LKG (Bal Phulwar II)  
Subject :- Punjabi

• April

1. Oral practice of first 10 letters (ਚ, ਘ, ਟ, ਠ, ਡ, ਢ, ਚ, ਕ, ਖ, ਗ, ਘ, ਙ)
2. Matching with same letter.
3. Matching picture with letter.
4. Write first letter of the given picture. ਚ, ਚ, ਗ, ਮ, ਮ
5. Introduction to common words and greetings: ਮੁੱਖ ਸ਼ਬਦ, ਸਤਿ ਸਰੀ ਮਨਮਾਨ
6. Written practice: ਚ, ਚ, ਗ, ਮ, ਮ
7. ਕਿੱਧਰ :- ਮਿੱਥਾ, ਖਿੱਧਰ, ਕੁੱਧਰ

• April Worksheets

1. Letter Tracing: (ਚ, ਚ, ਗ, ਮ, ਮ).
2. Circle the correct word. (ਚ, ਚ, ਗ, ਮ, ਮ)
3. Colouring Activity: Colour the picture that starts with these letters, Eg.

• May

1. Oral practice of Letters: (ਚ, ਛ, ਜ, ਝ, ਞ)
2. Matching picture with letter. (ਚ, ਛ, ਜ, ਝ, ਞ)
3. Circle the odd one out. (ਚ, ਛ, ਜ, ਝ, ਞ)
4. Write first letter of the given picture. (ਚ, ਛ, ਜ, ਝ, ਞ)
5. Vocabulary development with fruits name.
6. Oral practice: asking the name by showing the flashcard of fruits.
7. Written practice: (ਖ, ਘ, ਖ, ਘ)
8. ਕਿੱਧਰ:- ਵੀਹਗੁਰੂ, ਚੋਨ ਮੰਗਲੈ, ਸੁਰਾਹੀ ਦੀ ਕੀਰ

• May Worksheets

1. Letter Tracing: (ਖ, ਘ, ਖ, ਘ)
2. Match Letter to Picture: ਚ, ਛ, ਜ, ਝ, ਞ
3. Oral Activity : Letter recognition with visual flashcards. ਚ, ਛ, ਜ, ਝ, ਞ

• June: Summer Break

• July

1. Oral practice of Letters: (ਟ, ਠ, ਡ, ਢ, ਟ, ਠ, ਡ, ਢ, ਟ, ਠ, ਡ, ਢ)
2. Matching picture with letter. (ਟ, ਠ, ਡ, ਢ, ਟ, ਠ, ਡ, ਢ)
3. Circle the odd one out. (ਟ, ਠ, ਡ, ਢ, ਟ, ਠ, ਡ, ਢ)
4. Write first letter of the given picture. (ਟ, ਠ, ਡ, ਢ, ਟ, ਠ, ਡ, ਢ)
5. Practice letter recognition with visual flashcards. (ਟ, ਠ, ਡ, ਢ, ਟ, ਠ, ਡ, ਢ)
6. Written practice: ਘ, ਘ, ਅ, ਘ, ਘ, ਘ

7. July Worksheets

• July Worksheets

1. Letter Tracing: Trace the letters: (ੳ, ਅ, ਆ, ਐ, ਓ, ਔ)
2. Match pictures with their words from ਆ, ਅ, ਐ, ਓ, ਔ
3. Speaking Activity: show picture flashcard related to (ੳ, ਅ, ਆ, ਐ, ਓ, ਔ) letters and ask: "ਇਹ ਕੀ ਹੈ?" "ਇਹ ਕੀ ਹੈ?"

August

1. Oral practice of Letters: (ਪ, ਫ, ਬ, ਭ, ਮ, ਯ, ਰ, ਲ, ਵ, ਸ਼)
2. Matching picture with letter.
3. Practice letter recognition with visual flashcards
4. Written practice: (ੳ, ਭ, ਕ, ਨ, ਠ)
5. Vocabulary development with vegetables name.
6. Oral practice: asking the name by showing the picture of vegetables.

7. dysl mhlNy

• August Worksheets

1. Letter Tracing: ਆ, ਭ, ਕ, ਨ, ਠ
2. Vocabulary Matching with picture: ਆ, ਭ, ਕ, ਨ, ਠ
3. Activity: find out the letter. Write ਆ on sheet. Stick the sheet on student's shirt and ask him to find same letter.

• September: Half-yearly exams. (Evaluation)

• October

1. Oral practice of Letters: (ਦੇ ਅੱਖਰੀ ਸ਼ਬਦ ਪੇਜ ਨੰ 14 qoN 18)
2. Matching picture with word.
3. ਸ਼ਬਦ ਜੋੜ।
4. Practice word recognition with visual flashcards
5. Written practice: (ਜ, ਦ, ਚ, ਢ, ਫ, ਟ, ਏ)
6. Practice reading and writing simple words from practiced letters-ਹ, ਚ, ਗ, ਮ, ਸ, ਪ, ਧ, ਖ, ਥ, ਯ, ਞ, ਅ, ਆ, ਐ, ਓ, ਔ, ਓ, ਭ, ਕ, ਨ, ਠ)
7. Vocabulary development with birds' name.
8. Oral practice: asking the name by showing the picture of birds.

9. idnW dy nwm

• October Worksheets

1. Letter Tracing: Trace the letters: (ਜ, ਦ, ਚ, ਢ, ਫ, ਟ, ਏ)
2. Letter Recognition: Circle the correct letter. (along with pictures)
3. Activity: join 2 letter flashcard and read loudly.

• November

1. Oral practice of Letters: (ਤਿੰਨ ਅੱਖਰੀ ਸ਼ਬਦ ਪੇਜ ਨੰ 22 qoN 26)
2. Matching picture with word.
3. Practice word recognition with visual flashcards

4. Written practice: (ਵ, ਏ, ਛ, ਲ, ਬ)

5. ਸ਼ਬਦ ਜੋੜ।

6. Practice reading and writing simple words from practiced letters- ਹ, ਰ, ਗ, ਮ, ਸ, ਪ, ਧ, ਖ, ਥ, ਯ, ਘ, ਅ, ਕ, ਝ, ਞ, ਓ, ਛ, ਭ, ਕ, ਨ, ਠ, ਵ, ਏ, ਛ, ਲ, ਬ)

7. Vocabulary development with colours name.

• **November Worksheets**

1. Circle the letters you recognize that teacher dictate.

2. Complete the Word: ਦੋ ਅੱਖਰੀ, ਤਿੰਨ ਅੱਖਰੀ ਸ਼ਬਦ

3. Activity: colouring the picture with the help of ear buds .

4. kivqw/ Sbd - siqgur nwnk pRgitAw

• **December**

1. Oral recapitulation of Letters: (ਪੰਜਾਬੀ ਸ਼ਬਦ ਰੂਪ pusqk- ਦੇ ਅੱਖਰੀ ਸ਼ਬਦ ਪੇਜ ਨੰ 19)

2. Matching picture with word.

3. Practice words recognition with visual flashcards

4. Written practice: (ਝ, ਞ, ਙ)

5. ਸ਼ਬਦ ਜੋੜ।

6. Practice reading and writing simple words from practiced letters- ਹ, ਰ, ਗ, ਮ, ਸ, ਪ, ਧ, ਖ, ਥ, ਯ, ਘ, ਅ, ਕ, ਝ, ਞ, ਓ, ਛ, ਭ, ਕ, ਨ, ਠ, ਵ, ਏ, ਛ, ਲ, ਬ, ਝ, ਞ, ਙ)

7. Vocabulary development with the name of common things in class.

8. Oral practice: asking the name by showing the picture of things in class.

9. glq cwr swihbzwdy

• **December Worksheets**

1. Name the picture.

2. Picture-to-Word Matching.

3. Activity: Movie time- Chaar Sahibzade

• **January**

1. Oral recapitulation of Letters: (ਦੋ, ਤਿੰਨ ਅੱਖਰੀ ਸ਼ਬਦ ਪੇਜ ਨੰ 19, 27)

2. Matching picture with word.

3. Practice words recognition with visual flashcards

4. Written practice: pYNqI A`Krl

5. Fill in the blanks: pYNqI A`Krl

6. Practice reading and writing simple words from pYNqI A`Krl

7. ਸ਼ਬਦ ਜੋੜ।

8. Vocabulary development with the name of common things at home.

9. Oral practice: asking the name by showing the picture of things at home.

10. Sbd - dyh isvw br moi h

• **January Worksheets**

1. ਸ਼ਬਦ ਜੋੜ।

2. Picture Coloring: Color the object starting with the letter learned.

3. Activity: connect the letters and colour the picture.

• February

1. Oral practice of Letters: (ਚਾਚ ਅੱਪੜੀ ਮਸ਼ਰ ਪੇਸ਼ ਨੰ 30 qoN 35)
2. Matching picture with word.
3. Revision of full syllabus.
4. Written practice: pYNql A'Krl, ਚੈ, ਤਿੰਨ, ਚਾਚ ਅੱਪੜੀ ਮਸ਼ਰ
5. ਮਸ਼ਰ ਜੋੜੋ
6. Name the picture: ਚੈ, ਤਿੰਨ, ਚਾਚ ਅੱਪੜੀ ਮਸ਼ਰ
7. Fill in the blanks: pYNql ਅੱਪੜੀ, ਚੈ, ਤਿੰਨ, ਚਾਚ ਅੱਪੜੀ ਮਸ਼ਰ

• February Worksheets

1. Circle the correct word: ਚੈ, ਤਿੰਨ, ਚਾਚ ਅੱਪੜੀ ਮਸ਼ਰ
2. match word with picture: ਚੈ, ਤਿੰਨ, ਚਾਚ ਅੱਪੜੀ ਮਸ਼ਰ
3. Activity: stick leaves or leaf painting on tree trunk.
4. Sbd jo mwgih Twkur Apuny qy soel soel dyvY

• March : Final Exam (Evaluation)

not:- gurmlq AwDwlrq klvqvwW you tube channel anaahad.com qoN krwweIAW  
jwx jl

# Directorate of Education, Bahadurgarh ( Patiala) SGPC

Syllabus 2025-26

Class:- LKG (Bal- Phulwari II)

Subject :- Maths

Evaluation 1 (April & May )

- Forward Counting (1-50)
- Missing numbers (1-50)
- Count and write (1-50)
- Circle the biggest or smallest numbers
- Match the shapes

Evaluation 2 ( July to September )

- Forward counting (1 to 100)
- Missing numbers (1 to 100)
- Table of 1,2
- Backward counting (20 to 1)
- What comes after (1 to 50)
- Number names (1 to 10)

Evaluation 3 ( October to December)

- Forward counting (101 to 151)
- Backward counting (50 to 1)
- Table of 3,4 with dodging
- Number names (11 to 30)
- What comes after, before and between (1 to 70)

➤ Introduction of -

- Addition sums
- Subtraction sums ( using lines , objects or fingers)

**Evaluation. 4 ( January to March)**

- Forward counting (101 to 200)
- Backward counting (70 to 1)
- Table of 4 and 5 with dodging
- Number names (31 to 50)
- What comes after, before and between (1 to 100)
- Addition sums with single digit
- Subtraction sums with single digit

**Activities**

- Count the objects and say numbers
- Draw the shapes and colour
- Big and small
- Long and short
- Tall and short
- Long, Longer, Longest
- More and Less
- Left and Right
- Part and Whole

# Directorate of Education, Bahadurgarh ( Patiala) SGPC

Syllabus 2025-26

Class:- LKG (Bal- Phulwari II)

Subject: - English

Topic	Pedagogy
Listening and speaking	<ul style="list-style-type: none"> <li>• Listening and speaking phonics A-Z.</li> <li>• Identification small letters a-z</li> <li>• Introduction of Consonants &amp; vowels</li> <li>• Enjoying listening short stories</li> <li>• Expressing ideas by using body Language, actions, gestures or words</li> <li>• Memorizing and joining in with poems, rhymes and songs</li> <li>• Introduction of CVC ( consonant vowel consonant ) words in following sequence</li> <li>• a – cat, bat, mat, rat, hat, fat, pan, man, van, cap, tap, lap</li> <li>• o- hot, pot, dot, cot, top. hop. mop.dog, log, fog</li> <li>• e- jet, pet, net, hen, pen, ten, bed, red, ted</li> <li>• i- pin, bin, tin, lip, sip, zip, lid, kid, did</li> <li>• u- sun, bun, run, mug, rug, dug, nut, hut, cut</li> </ul>
READING	<ul style="list-style-type: none"> <li>• Reading story books ( Picture reading )</li> <li>• Reading letter A-Z</li> <li>• Reading CVC words</li> <li>• a – cat, bat, mat, rat, hat, fat, pan, man, van, cap, tap, lap</li> <li>• o- hot, pot, dot, cot, top. hop. mop.dog, log, fog</li> <li>• e- jet, pet, net, hen, pen, ten, bed, red, ted</li> <li>• i- pin, bin, tin, lip, sip, zip, lid, kid, did</li> <li>• u- sun, bun, run, mug, rug, dug, nut, hut, cut</li> </ul>
Writing	<ul style="list-style-type: none"> <li>• cursive writing :- tracing, coloring, matching small to capital, alphabet to picture, picture to picture, fill ups with vowels ( guided) sorting, circle the odd/ same letter, draw the object, visual identification of letters, write letters in air, water, sand with finger, playing with plastic, wooden cutouts of letters</li> <li>• Dynamic tripod grasp:- The correct and ideal grasp for holding a pencil during writing for which child needs to learn to use his thumb, pointer &amp; middle finger to grip around the bottom of the pencil to gain better control of writing</li> <li>• Formal writing pattern or stroke work for cursive writing: - When we begin writing cursive letters, we stick to pattern or stroke work (simple to complex) curves left to right and right to left.</li> <li>• Usage of three letter sound words ( a, e , i, o, u ) ex- cat pen pin dot jug etc</li> </ul>
GRAMMAR	Oral Sentence formation using sight words ---- I can see in / on , under, This is, That is, a, an , he , she, It , not,

	ex. Cat on mat Pin in bin Dog on log Jar under car Tag in bag Cat under the table. This is a pen. This is a pen. This is an umbrella. Use all sound words to make sentences.
composition	Model talk on sound words (five in each Evaluation) Example:- This is a mug. It is made of plastic. I keep water in it.

### Lesson plan along with activities and worksheets

Month	Book – Phonic B for oral , written and Grammar	book Cursive writing
April	<b>Alphabet:</b> Speaking and Identification of alphabet. (A – Z) capital & small <b>Vocabulary:</b> Alphabet A – M ( child must learn spelling) Phonic books page no 5,6,7,8,9 , 10 <b>Activity:-</b> match alphabet with picture <b>Sentence formation:-</b> sight words <u>in, on</u> ex:- book on table, child on chair, pen in box <b>Picture/ Model talk:-</b> any five based on vocabulary words	*Capital letters A to Z * Cursive writing <b>C, a, d, e</b> , i, t, l (Cursive writing book page no 6,7, 10, 17,19, 20,21, 28, 25,36) With worksheets <b>written Assessment:-</b> matching capital to small, alphabet to picture, write the first letter of picture, sorting , fill ups
May	<b>Alphabet:</b> Revision of capital A – Z (Reading and writing) <b>Vocabulary:</b> Alphabet A – Z ( child must learn spelling) Picture identification of 'a' sound words. (pg no 11 to 17) <b>written assessment:-</b> Fill ups p__n, draw lines to build the words pg no 15 match the word with picture pg no 16 read the word and circle the correct picture pg 17 ( for assessment teacher should prepare separate worksheets) <b>Activity:-</b> <u>matching sorting colouring</u> , game based on a sound word . <b>picture/ model talk</b> based on a sound word <b>Sentence formation</b> based on sight words a, an and vocabulary words a mat , an ant	Cursive writing <b>h b k o</b> <b>U V W X</b> ( pg no 8, 12, 24, 18, 27, 31, 37, 38, 39, 40) teacher should give a lot of practice on notebook or worksheet <b>written Assessment:-</b> matching capital to small, alphabet to picture, write the first letter of picture, sorting , fill ups Cc

July	<p><b>Alphabet:</b> Revision of capital and small letters (A – Z) (a-z) (reading &amp; writing)</p> <p><b>Vocabulary:</b> Revision of pictures based on alphabet A – Z with spellings</p> <p>Reading and writing of 'e' sound words. Phonic book page no 18 to 23</p> <p><b>written assessment:-</b> Fill ups p__n, draw lines to build the words pg no 21 match same sound words pg no 22 circle the picture with e sound word ( pg no 23) read the word and circle the correct picture ( worksheet) ( for assessment teacher should prepare at least 5 separate worksheets with different patterns)</p> <p><b>Picture/Model Talk</b> based on 'e' sound words.</p> <p><b>Sentence formation:</b> Frame sentences based on 'a' and 'e' sound words and sight words ( Is, This and That).</p> <p><b>Activity:-</b> vocabulary game</p>	<p>cursive letter small :- strokes, n, m, j, p, q, g, y, z , s, r, f ( pg no 9, 11, 30, 29, 26, 32, 33, 23, 41, 42, 35, 34, 22) teacher should give a lot of practice on notebook or worksheet</p> <p><b>written Assessment:-</b> matching capital to small, alphabet to picture, write the first letter of picture, sorting , fill ups</p>
August	<p><b>Alphabet:</b> Revision of capital and small letters (A – Z) (reading &amp; writing)</p> <p><b>Vocabulary:</b> Revision of pictures based on alphabet A – Z with spellings</p> <p>Reading and writing of 'i' sound words. Phonic book page no 24 to 29)</p> <p><b>written assessment:-</b> Fill ups p__n, draw lines to build the words pg no 27 match the same sound word pg no 29 sort and write I sound words pg no 28 ( for assessment teacher should prepare at least 5 separate worksheets)</p> <p><b>Sentence formation:</b> Frame sentences based on 'a' 'e' 'i' sound words and sight words:- I can see under :- A pen is under the book. I can see a bag.</p> <p><b>Activity :-</b> Rearrange the sentences with help of word cards</p> <p><b>Picture/Model Talk</b> based on 'i' sound words.</p>	<p>cursive letter small:- a to Z students should write in sequence teacher should give a lot of practice on notebook or worksheet</p> <p><b>written Assessment:-</b> matching capital to small, alphabet to picture, write the first letter of picture, sorting , fill in the blanks with small letter, what comes after, <u>be</u>, <u>we</u>, <u>en</u>, <u>be</u>, <u>fo</u></p>
October	<p><b>Alphabet:</b> Revision of capital &amp; small letters (A – Z) (reading &amp; writing)</p> <p><b>Vocabulary:</b> Revision of pictures based on alphabet A – Z with spellings</p> <p>Reading and writing of 'o' sound words.</p>	<p>cursive letter capital:- A to M ( pg no 17 to 29) teacher should give a lot of practice on notebook or worksheet</p>

	<p>Phonic book page no 30 to 35)  written assessment:-  Fill ups p____l,  draw lines to build the words pg no 33  circle the correct word  pg no 34  sort and circle o sound words pg no 35  ( for assessment teacher should prepare at least 5 separate worksheets)  <b>Sentence formation:</b> Frame sentences based on 'a' 'e' 'i' 'o' 'u' sound words and sight words He, She  :- He is my brother.  She is my sister  <b>Activity :-</b> Rearrange the sentences with help of word cards  <b>Picture/Model Talk</b> based on 'o' sound words.</p>	<p>written Assessment:-  matching capital to small,  alphabet to picture, write the first letter of picture, sorting , fill in the blanks with small / capital letter, what comes after, between, before</p>
November	<p><b>Alphabet:</b> Revision of capital &amp; small letters (A – Z) (reading &amp; writing)  <b>Vocabulary:</b> Revision of pictures based on alphabet A – Z with spellings    Reading and writing of ' u' sound words.  Phonic book page no 37 to 41)  written assessment:-  Fill ups r__g, h____ ( hint of picture should be given)  draw lines to build the words pg no 39  match word with picture pg no 40  fill in the blank pg no 41  ( for assessment teacher should prepare at least 5 separate worksheets)  <b>Sentence formation:-</b> sight word it, not :-  It is a cup. It is not a mug. It is a jug.  <b>Activity:-</b> game based on sound words  <b>Picture/Model Talk</b> based on 'u' sound words.</p>	<p>cursive letter capital:- N to Z  ( pg no 30 to 43)  teacher should give a lot of practice on notebook or worksheet  written Assessment:-  writing alphabet in sequence, matching capital to small, alphabet to picture, write the first letter of picture, sorting , fill in the blanks with small / capital letter, what comes after, between, before</p>
January & February	<p><b>Alphabet:</b> Revision of capital &amp; small letters (A – Z) (reading &amp; writing)  <b>Vocabulary:</b> Revision of pictures based on alphabet A – Z with spellings    Reading and writing of 'a' 'e' 'i' 'o' 'u' sound words.  pg no 42 to 55  <b>Written assessment:-</b> ( for assessment teacher should prepare separate worksheets)  circle the same sound word pg no 42  fill vowel with help of picture pg no 43, 48, 50  circle the correct name of picture pg no 44  choose the correct vowel to fill in the blanks pg no</p>	<p>practice of capital and small letters in cursive handwriting on worksheets and notebooks  written Assessment:-  writing alphabet in sequence, matching capital to small, alphabet to picture, write the first letter of picture, sorting , fill in the blanks with small / capital letter, what comes after, between, before</p>

	<p>45</p> <p>puzzle pg no 47</p> <p>match same sound words pg no 51</p> <p>tick the correct word pg no 53</p> <p>write two rhyming words</p> <p>pg no 54, 55</p> <p><b>Sentence formation:-</b> with help of all sound words and all sight words</p> <p><b>Activity:-</b> game based on sound words</p> <p>re- arrange sentences with help of clues</p> <p><b>Picture/Model Talk</b> based on vocabulary A-Z and all sound words.</p>	
<b>Each Evaluation</b>	<b>Oral 10 marks + Written 40 marks</b>	Total 50 marks
	<p><b>Evaluation I – April &amp; May</b></p> <p><b>Evaluation II- July &amp; August</b></p> <p><b>Evaluation III- October &amp; November</b></p> <p><b>Evaluation IV – January &amp; February</b></p>	

# Directorate of Education, Bahadurgarh (Patiala) SGPC

Syllabus 2025-26

Class:-bwl- PulvwVI III (UKG)

Subject :- Stories /Rhymes

## Advantages of Nursery Rhymes & Stories

- Rhymes and stories give kids the possibility to learn about correct voice pitch, volume and language rhythm. They additionally get to learn new language disparities.
- These also help to develop inference assistances, both with encountering new words and in reading grasp.
- They are also important for the language acquisition and help with speech progress.
- Nursery rhymes initiate new vocabulary and words.
- For developing the phonemic awareness, nursery rhymes are necessary.
- Nursery rhymes develop the listening skills.
- They advance spelling skills.
- These also develop children's imagination power.
- Do you know children can learn social skills from the rhymes?
- An understanding of narrative movement, is fundamental for kids to be able to follow, read and understand any story.
- It also helps parents and primary caretakers familiarize abstract concepts to their children.

### Learning Outcomes:-

- Child should pay attention
- should be able to identify teacher's gestures
- Identify characters
- connects details of the Rhyme & Story
- Understands how all parts fit together
- asks questions about story
- suggests an alternative ending

Children who can recite rhymes properly on a day to day basis develop sharper memory than their peers.

A skilled teacher who is creative and adaptable in child development has a long and lasting impression on his/her students. This really is a matter of concern as the stepping stones of the young minds into the world of knowledge can become mayhem for the parents alone.

**Evaluation - (I) April & May**

**Rhymes -**

1. Yankee Doodle
2. Engine Number 9
3. The Mulberry Bush
4. The Wind
5. Hey Diddle, Diddle
6. The Elephant
7. School Morning

**Story-** The Fox and the crane

**Evaluation- (II) July to September**

**Rhymes -**

1. The Hokey Pokey
2. Rat - a -Tat-Tat
3. Two little black birds
4. I had a little Hobby Horse
5. Ding Dong Bell
6. Wee Willie Wince
7. Little Tommy Tucker

**Story** – The greedy dog

**Evaluation-(III) October to December**

**Rhymes-**

1. Rags
2. Simple Simon
3. Old King Cole
4. Lunch Box
5. Three Little Pittens
6. Old Macdonald
7. A Little seed for me to grow
8. Balloons

Story- The fox and the sour grapes

Evaluation-(IV) January to March

Rhymes -

1. What the clock says
2. Jump or Jiggle
3. The squirrel
4. Just me
5. Mary had a little lamb
6. Fine little blue birds
7. If you're happy and you know it
8. London Bridge

Story – 1. Unity is strength

2. The blue jackal

**Assesment:-**

- Oral test at the end of every month
- maximum marks 10

Distribution of marks: - Good morning mam (1 mark)

Complete rhyme (2 marks)

Actions (2 marks)

Pronunciation (2 marks)

Rhythm (2marks)

Thank you and Have a nice day (1 mark)

# Directorate of Education, Bahadurgarh ( Patiala) SGPC

Syllabus 2025-26

Class:- UKG (bwl PulwVI III)

General Instructions and activities for Teachers (Based on Book "Toy based Pedagogy" NCERT)

1. 80% of the time should be spent on Physical Development (Fine Motor & Gross Motor), Aesthetic and creative development, Personal, Social & Emotional Development whereas 20% of the time to be spent on Language development, Numeracy Development, knowing and understanding the world through Trans disciplinary Approach.
2. Students to be exposed to group work by sitting around semicircular tables rather sitting individually.
3. Physical Development:- Fine Motor and Gross motor Skill (Methodology) →

Tearing, pasting, coloring, Play with clay / dough

Lace cards

Buttoning frame and zipper

Build with blocks

Play with sand/ water

Arrangement of beads on rods or threads

Toys

Place pegs in holes

Puzzles

4. Personal, Social and Emotional Development :- It is based on attainment of knowledge, individual personal skill, ability to think & ability to perceive

- Personal Skills:- Brush teeth regularly, wash hands and face independently , wipe/ blow nose, put shoes on right foot, toilet training, buttoning shirt, eating independently, clear whatever is spilled, tie shoe laces, through waste in dustbin, dressing yourself and your peer
- Social skills:- The special person box – Take a box and decorate it beautifully to make it attractive. Fit a mirror inside the box, present a closed box to first child. Ask him to open it quietly, look inside and close it. Give clear instructions to the children not to say anything about till all children have not had a turn. The children will see only their faces in the box. It will build their self-esteem.
- Social skills:- kindness :- Explain the meaning of kindness to children. You may narrate a story in Punjabi. Ask them to name the friend or relative who has been kind to them.
- Social skills :- Ball Passing activity – Give colorful ball to a child and ask him to pass it silently to the next child by taking care that it does not get in wrong direction. This will increase their concentration.
- Social skills (Threading Beads of single/ double/ triple colors) :- Keep all the beads in one box . If there is a group of six children then six coloured beads are required. Give each child a string and ask them to silently thread a particular thread. You may give two different colours alternatively. These activities increase eye hand coordination and concentration.
- Memory game :- On a tray keep a few articles which are familiar to the child. Let them see the objects carefully for about 2 minutes. Then cover them with a piece of cloth. Ask each child to name at least two items. This will increase their memory and help them remember things better.
- Pass it on :- Whisper a small simple sentence in a child's ear. Ask him/her to say the same to next child's ear. Let the last child say the sentence aloud. This activity will enhance the auditory or acoustic skills and the concentration level of the child. Use following sentences for this game:- ismrn krley[Sukrnw krley[nwnk nwm cVHdl klw[cVdl klw iv`c rhley[ AwE h`sley[ AwE Kyfley[sdw s`c bolo[ praupkwrl bxley[jwnvrW qy dieAw krley[AwE gweley[h`Q su`cy krley[pRSwdw skley[
- Coloring Activity:- Paste a chart paper on wall or on table. Let the children colour it. Guide them not to leave any space. This will increase their imagination, develop their fine motor movement and help them learn to coordinate with one another.

5. Aesthetic and creative development:- Foot printing, hand printing, paper tearing and pasting, paper crushing, Origami, clay modeling, finger printing, thumb printing, free hand drawing, coloring with crayons, spray painting, vegetable painting, leaf painting, making balls with cotton, news paper etc
6. Keep Saturday Bag free day . Arrange Gurmat ( gurmig) based activities for children.

# Directorate of Education, Bahadurgarh (Patiala) SGPC

Syllabus 2025-26

Class:- Bal-Phulwari III (UKG)

Subject :- English

Topics	Pedagogy
Listening and speaking	<ul style="list-style-type: none"> <li>• Listening and speaking phonics A-Z.</li> <li>• Identification small letters a-z.</li> <li>• Introduction of Consonants &amp; vowels.</li> <li>• Enjoying listening short stories.</li> <li>• Expressing ideas by using body Language, actions, gestures or words, vowels sound, three-four letter words.</li> <li>• Memorizing and joining in with poems, rhymes and songs.</li> <li>• Revision of CVC (consonant vowel consonant) words in following sequence.</li> <li>• a – cap, fan, man, mat, tap, cab.</li> <li>• e – jet, pet, net, hen, pen, ten, bed, red, vet.</li> <li>• i – bib, fig, zip, pin, wig, nib, fin, lip, kid, lid.</li> <li>• o – hot, pot, dot, cot, top, hop, mop, dog, log, fog.</li> <li>• u – sun, bun, run, mug, rug, dug, nut, hut, cut.</li> </ul>
Reading	<ul style="list-style-type: none"> <li>• Reading story books (Picture reading).</li> <li>• Reading letter a-z.</li> <li>• Reading CVC words.</li> <li>• Short and long sound words (ai, ay, ee, ea, ie, oa, ew).</li> <li>• Blends (two little mix sounds is called Blend) – ex. bl, cl, fl, gl, pl, br, cr, fr, gr, tr.</li> <li>• Digraphs (two consonants gives a new sound, ex. ch) – ch, ph, sh, wh, th.</li> </ul>
Writing	<ul style="list-style-type: none"> <li>• Three-four letter words with short sounds, long sounds, blends and digraphs.</li> <li>• Sentence formation.</li> <li>• First letter of sentence in capital.</li> <li>• Use of full-stop.</li> <li>• Fill Gap in two or three words.</li> </ul>
Grammar	<p>Oral Sentence with use of this, these, that, those, what, describing words, position words, I or my, he she and it, am, are.</p> <p>Oral sentences – Ex. I have a bottle, I have a tiffin, etc.</p>

	I have red bottle, I have black bag, I have gray tiffin, etc. Use of all sound words, blends, digraphs and sight words to make sentences.
Composition	Model talk on sound words (five in each Evaluation) Ex. - This is my house. It's colour is white. It is made of cement and bricks. It has five rooms. It has a little garden.

### Lesson plan along with activities and worksheets

Month	Books – Phonic C and Literacy C for oral, written and Grammar	Literacy Workbook
April	<p><b>Alphabet:</b> Speaking and identification of alphabet. (A – Z) capital &amp; small.</p> <p><b>Vocabulary:</b> Alphabet A – Z, what comes before, after and between (students must learn spellings of the picture name). Phonics book page no. 5. Literacy book page no. 5 to 18.</p> <p><b>Activity:</b> Color the vowels, put letter in right order to make a proper word.</p> <p><b>Sentence formation:</b> sight words this is a chair, this is a book, this is a bag, this is a chart, etc.</p> <p><b>Picture/Model talk:</b> Any one based on vocabulary words.</p>	Book page no. 5 to 8.
May	<p><b>Vowel sounds:</b> a, e, i, o, u.</p> <p>Reading phonics book page no. 5 and 6.</p> <p><b>Written assessment:</b> Literacy C book page no. 18 to 21.</p> <p><b>Worksheets:</b> Literacy C book page no. 37 to 41.</p> <p><b>Activity:</b> Colour rhyming words.</p> <p><b>Picture/model talk:</b> Based on rhyming words. A cat. A fat cat. Sat on a mat.</p>	<p>Book page no. 9 to 11.</p> <p><b>Holidays homework:</b> Literacy workbook page no. 12 to 31.</p>

	1 <sup>st</sup> Evaluation Exams: Total - 50 Marks (10 marks - Oral and 40 marks -Written).	

July	<p>Long sound words: ai, ay, ee, ea, ie.</p> <p>Reading: Phonics book page no. 10 to 15.</p> <p>Writing: Literacy C book page no. 42 to 46. And practice of long sound words.</p> <p>Activity: Choose rhyming words from flash cards, select pictures name.</p> <p>Picture/Model talk: A teacher.</p>	<p>Book page no. 32 to 35.</p> <p>10-15</p>
------	---	---

August	<p>Long sound words: oa, ew, ck.</p> <p>Reading and writing: Phonics C book page no. 16 to 21.</p> <p>Activity: Read words loudly, circle rhyming words. Identify the pictures and fill in the correct letters (oa, ai, ay, ae, ee, ew).</p> <p>Picture talk and story from book Literacy C page no. 95 to 97.</p>	Book page no. 36 to 41.
--------	--	-------------------------

September	2 <sup>nd</sup> Evaluation Exams: Total - 50 Marks (10 marks - Oral and 40 marks -Written).	
-----------	---	--

October	<p>Blends: bl, cl, pl, fl, gl, use of a or an.</p> <p>Reading: Phonics C book page no. 22 to 30. Literacy C book page no. 52 to 55.</p> <p>Written: Practice of all blends.</p> <p>Activity: Circle the correct words a or an. Fill in the blanks with a or an. Fill in the blanks with correct blends.</p> <p>Picture talk: Literacy C book page no. 98-99.</p> <p>Skill: Observation and critical thinking.</p> <p>Picture story: The birds and the mouse (Literacy C book page no. 100).</p>	Book page no. 42 to 63.
---------	---	-------------------------

November	<p><b>Blends:</b> br, cr, gr, fr, tr and myself.</p> <p><b>Reading:</b> Phonics C book page no. 33 to 41. Literacy C book page no. 62 to 64 and 94.</p> <p><b>Written:</b> Phonics C book page no. 34 to 43. Practice of all blends.</p> <p><b>Activity:</b> Circle the correct sound words (blends).</p> <p><b>Picture talk:</b> Use of Am, Is and Are (Literacy C book page no. 86-87).</p>	Book page no. 64 to 68 and 73 to 76.
December	<p><b>3<sup>rd</sup> Evaluation Exams:</b> Total - 50 Marks (10 marks - Oral and 40 marks -Written).</p>	
January & February	<p><b>Digraphs:</b> ch, sh, ph, wh, th.</p> <p><b>Reading:</b> Phonics C book page no. 48 to 50.</p> <p><b>Written:</b> Phonics C book page no. 51-52 and practice of digraphs on notebook.</p> <p><b>Activity:</b> Circle the correct sound words (digraphs). Introducing use of 'S' (one/many).</p> <p><b>Picture talk:</b> Phonics C book page no. 56 to 61.</p> <p><b>Picture story:</b> Literacy C book page no. 95. Spot the difference Literacy C book page no. 102.</p>	Book page no. 69 to 72.
March	<p><b>4<sup>th</sup> Evaluation Exams:</b> Total - 50 Marks (10 marks - Oral and 40 marks -Written).</p>	

**Directorate of Education, Bahadurgarh (Patiala) SGPC**

**Syllabus 2025-26**

**Class:- Bal-Phulwari III (UKG)**

**Subject :- Maths**

**Evaluation 1 ( April & May )**

- Counting 201-300
- Numbers Names (1 to 10)
- What comes after, before and between
- Dodging (1-100)
- Backward counting (20-1)
- Put the sign  $<$ ,  $>$ ,  $=$
- Tables 2 to 5
- Page no. 5 to 15

**Activity.**

- Left and Right Pattern

**Evaluation. 2 ( July to September )**

- Counting 301 to 400
- Backward Counting (50-1)
- Number Names. 1 to 20
- Greater than , Less than , Equal to
- Addition with help of objects, fingers, lines
- Subtraction with help of objects, fingers, lines
- Recognition of different shapes
- Tables 2-8 with dodging
- Put the sign.  $<$ ,  $>$ ,  $=$
- Book page no. 16 to 23

**Activities**

- Symmetry
- Data handling
- Count the objects and write number names

**Evaluation. 3 ( October to December)**

- Backward counting 70-1
- Tables 2 to 10 with dodging
- Addition sums ( single digit)
- Subtraction sums ( single digit)
- Ascending order. (1 to 50)
- Descending order ( 1 to 50)
- Book page no. 51 to 71

#### Activities

- Time ( pg. no. 124 to 126)
- Money ( pg. no. 127 to 130)

#### Evaluation 4 ( January to March)

- Backward counting 100-1
- Addition sums with double digit without carry
- Subtraction sums with double digit without borrow
- Multiplication with single digit
- Put the sign  $<, >, =$
- Ascending order
- Descending order
- Tables 2 to 12 with dodging

#### Activities

- Learn tables using cards
- Draw the shapes with colours, Match the shapes, Find the shapes in your classroom or home
- Days of week ( pg. no. 132,133)
- Months of the year(pg. no. 136)
- On which day or month your or your family members or your best friend birthday fall in this year.

Note. All activities should be done in school with pedagogy method.

**Directorate of Education, Bahadurgarh ( Patiala) SGPC**

Syllabus 2025-26

Class:- UKG ( ਬਾਲ- ਫੁਲਵਾੜੀ III)

Subject :- ਪੰਜਾਬੀ

ਅਪ੍ਰੈਲ:-

੧. ਐਲ ਕੇ ਜੀ ਕਲਾਸ ਦੀ ਰਿਵੀਜ਼ਨ
੨. ਪੈਂਤੀ ਅੱਖਰੀ
੩. ਪੁਸਤਕ - ਸ਼ਬਦ ਗਿਆਨ ਪੰਨਾ ੧ ਤੋਂ ੩੨
੪. ਮੁਕਤਾ- ਅੱਖਰ ਜੋੜ, ਤਸਵੀਰ ਦੇਖਕੇ ਸ਼ਬਦ ਲਿਖੋ, ਮਿਲਾਨ ਕਰੋ, ਸਹੀ ਸ਼ਬਦ ਤੇ ਗੋਲਾ ਲਗਾਓ, ਖਾਲੀ ਥਾਵਾਂ ਭਰੋ
੫. ਵਰਕਸ਼ੀਟ- ਅਭਿਆਸ ਪੁਸਤਕ-੨ ਪਾਠ ਨੰ ੨੫
੬. ਗਤੀਵਿਧੀ- ਅੱਖਰ ਜੋੜ ਕੇ ਸ਼ਬਦ ਬਣਾਓ

ਮਈ

੧. ਪੰਜਾਬੀ ਅਭਿਆਸ ਪੁਸਤਕ-੧ ਪਾਠ ੧ ਤੋਂ ੬
੨. ਪੈਂਤੀ ਅੱਖਰੀ
੩. ਕੰਨਾ- - ਅੱਖਰ ਜੋੜ, ਤਸਵੀਰ ਦੇਖਕੇ ਸ਼ਬਦ ਲਿਖੋ, ਮਿਲਾਨ ਕਰੋ, ਸਹੀ ਸ਼ਬਦ ਤੇ ਗੋਲਾ ਲਗਾਓ, ਖਾਲੀ ਥਾਵਾਂ ਭਰੋ
੪. ਵਰਕਸ਼ੀਟ- ਤਸਵੀਰ ਨੂੰ ਸ਼ਬਦ ਨਾਲ ਮਿਲਾਓ
੫. ਗਤੀਵਿਧੀ- ਅੱਖਰ ਜੋੜ ਕੇ ਸ਼ਬਦ ਬਣਾਓ

ਜੁਲਾਈ

੧. ਪੰਜਾਬੀ ਅਭਿਆਸ ਪੁਸਤਕ-੧ ਪਾਠ <sup>1</sup> ੭ ਤੋਂ <sup>8</sup> ੮
੨. ਰੰਗਾਂ ਦੇ ਨਾਮ
੩. ਸਿਹਾਰੀ - ਅੱਖਰ ਜੋੜ, ਤਸਵੀਰ ਦੇਖਕੇ ਸ਼ਬਦ ਲਿਖੋ, ਮਿਲਾਨ ਕਰੋ, ਸਹੀ ਸ਼ਬਦ ਤੇ ਗੋਲਾ ਲਗਾਓ, ਖਾਲੀ ਥਾਵਾਂ ਭਰੋ
੪. ਵਰਕਸ਼ੀਟ- ਸਹੀ ਸ਼ਬਦ ਤੇ ਗੋਲਾ ਲਗਾਓ
੫. ਗਤੀਵਿਧੀ- ਰੰਗਾਂ ਦੀ ਪਹਿਚਾਣ- ਸਤਰੰਗੀ ਪੀਂਘ ਵਿੱਚ ਰੰਗ ਭਰੋ
੬. ਸਾਖੀ- ਸੱਚਾ ਸੌਦਾ

ਅਗਸਤ

੧. ਪੰਜਾਬੀ ਅਭਿਆਸ ਪੁਸਤਕ-੧ ਪਾਠ <sup>9</sup> ੯ ਤੋਂ <sup>10</sup> ੧੦
੨. ਰੰਗਾਂ ਦੇ ਨਾਮ
੩. ਬਿਹਾਰੀ - ਅੱਖਰ ਜੋੜ, ਤਸਵੀਰ ਦੇਖਕੇ ਸ਼ਬਦ ਲਿਖੋ, ਮਿਲਾਨ ਕਰੋ, ਸਹੀ ਸ਼ਬਦ ਤੇ ਗੋਲਾ ਲਗਾਓ, ਖਾਲੀ ਥਾਵਾਂ ਭਰੋ
੪. ਵਰਕਸ਼ੀਟ- ਮਾਤਰਾ ਨੂੰ ਅੱਖਰ ਨਾਲ ਮਿਲਾਓ
੫. ਗਤੀਵਿਧੀ- ਕਿਰਿਆਤਮਕ ਸ਼ਬਦ
੬. ਸਾਖੀ- ਸੱਪ ਦੀ ਛਾਂ

ਸਤੰਬਰ:- ਸਮੇਸਟਰ ੧ ਇਮਤਿਹਾਨ

ਅਕਤੂਬਰ

੧. ਪੰਜਾਬੀ ਅਭਿਆਸ ਪੁਸਤਕ-੨ ਪਾਠ ੧ ਤੋਂ ੫

੨. ਔਕੜ ਦੁਲੈਕੜ - ਅੱਖਰ ਜੋੜ, ਤਸਵੀਰ ਦੇਖਕੇ ਸ਼ਬਦ ਲਿਖੋ, ਮਿਲਾਨ ਕਰੋ, ਸਹੀ ਸ਼ਬਦ ਤੇ ਗੋਲਾ ਲਗਾਓ, ਖਾਲੀ ਥਾਵਾਂ ਭਰੋ
੩. ਵਰਕਸ਼ੀਟ- ਤਸਵੀਰ ਦੇਖਕੇ ਸ਼ਬਦ ਲਿਖੋ
੪. ਗਤੀਵਿਧੀ- ਨੂੰਡ ਲਾਮੀ'ਠੀਘ
੫. ਸਾਖੀ- ਸ੍ਰੀ ਗੁਰੂ ਨਾਨਕ ਦੇਵ ਜੀ ਦੀ ਪਾਧੇ ਤੋਂ ਪੜਨ ਵਾਲੀ ਸਾਖੀ

ਨਵੰਬਰ

੧. ਪੰਜਾਬੀ ਅਭਿਆਸ ਪੁਸਤਕ-੨ ਪਾਠ ੬ ਤੋਂ ੯
੨. ਲਾਵਾਂ ਦੁਲਾਵਾਂ - ਅੱਖਰ ਜੋੜ, ਤਸਵੀਰ ਦੇਖਕੇ ਸ਼ਬਦ ਲਿਖੋ, ਮਿਲਾਨ ਕਰੋ, ਸਹੀ ਸ਼ਬਦ ਤੇ ਗੋਲਾ ਲਗਾਓ, ਖਾਲੀ ਥਾਵਾਂ ਭਰੋ
੩. ਫਲਾਂ ਦੇ ਨਾਮ
੪. ਵਰਕਸ਼ੀਟ- ਆਪਣੇ ਬਾਰੇ ਦੱਸੋ ਅਤੇ ਲਿਖੋ,
੫. ਗਤੀਵਿਧੀ- ਬੱਚੇ ਸਕੂਲ ਵਿਖੇ ਫਲ ਲੈ ਕੇ ਆਉਣਗੇ ਅਤੇ ਇੱਕ ਦੂਸਰੇ ਨਾਲ ਸਾਂਝੇ ਕਰਨਗੇ
੬. ਸਾਖੀ- ਸ੍ਰੀ ਗੁਰੂ ਨਾਨਕ ਦੇਵ ਜੀ 'ਮੋਦੀ ਖਾਨਾ'

ਦਸੰਬਰ

੧. ਪੰਜਾਬੀ ਅਭਿਆਸ ਪੁਸਤਕ-੨ ਪਾਠ ੧੦ ਤੋਂ ੧੧
੨. ਹੋੜਾ - ਅੱਖਰ ਜੋੜ, ਤਸਵੀਰ ਦੇਖਕੇ ਸ਼ਬਦ ਲਿਖੋ, ਮਿਲਾਨ ਕਰੋ, ਸਹੀ ਸ਼ਬਦ ਤੇ ਗੋਲਾ ਲਗਾਓ, ਖਾਲੀ ਥਾਵਾਂ ਭਰੋ
੩. ਸਬਜੀਆਂ ਦੇ ਨਾਮ
੪. ਵਰਕਸ਼ੀਟ- ਫਲਾਂ ਅਤੇ ਸਬਜੀਆਂ ਦੀਆਂ ਤਸਵੀਰਾਂ ਵਿੱਚੋਂ ਸਬਜੀਆਂ ਦੀ ਤਸਵੀਰ ਵਿੱਚ ਰੰਗ ਭਰੋ
੫. ਗਤੀਵਿਧੀ- ਬੱਚੇ ਸਕੂਲ ਵਿਖੇ ਫਲ ਲੈ ਕੇ ਆਉਣਗੇ ਅਤੇ ਇੱਕ ਦੂਸਰੇ ਨਾਲ ਸਾਂਝੇ ਕਰਨਗੇ
੬. ਸਾਖੀ- ਸ੍ਰੀ ਗੁਰੂ ਨਾਨਕ ਦੇਵ ਜੀ 'ਬਗਦਾਦ ਦੀ ਯਾਤਰਾ'

ਜਨਵਰੀ

੧. ਪੰਜਾਬੀ ਅਭਿਆਸ ਪੁਸਤਕ-੨ ਪਾਠ ੧੨ ਤੋਂ ੧੪
੨. ਕਨੌੜਾ, ਬਿੰਦੀ - ਅੱਖਰ ਜੋੜ, ਤਸਵੀਰ ਦੇਖਕੇ ਸ਼ਬਦ ਲਿਖੋ, ਮਿਲਾਨ ਕਰੋ, ਸਹੀ ਸ਼ਬਦ ਤੇ ਗੋਲਾ ਲਗਾਓ, ਖਾਲੀ ਥਾਵਾਂ ਭਰੋ
੩. ਵਰਕਸ਼ੀਟ- ਤਸਵੀਰ ਦੇਖਕੇ ਸਹੀ ਮਾਤਰਾ ਲਗਾਓ
੪. ਗਤੀਵਿਧੀ- ਵਿਦਿਆਰਥੀਆਂ ਤੋਂ ਬੂਟੇ ਲਗਵਾਏ ਜਾਣ
੫. ਸਾਖੀ- ਸ੍ਰੀ ਗੁਰੂ ਨਾਨਕ ਦੇਵ ਜੀ 'ਵਲੀ ਕੰਧਾਰੀ'

ਫਰਵਰੀ

੧. ਪੰਜਾਬੀ ਅਭਿਆਸ ਪੁਸਤਕ-੨ ਪਾਠ ੧੫ ਤੋਂ ੧੬
੨. ਟਿੱਪੀ, ਅੱਧਕ - ਅੱਖਰ ਜੋੜ, ਤਸਵੀਰ ਦੇਖਕੇ ਸ਼ਬਦ ਲਿਖੋ, ਮਿਲਾਨ ਕਰੋ, ਸਹੀ ਸ਼ਬਦ ਤੇ ਗੋਲਾ ਲਗਾਓ, ਖਾਲੀ ਥਾਵਾਂ ਭਰੋ
੩. ਦਿਨਾਂ ਦੇ ਨਾਮ
੪. ਵਰਕਸ਼ੀਟ- ਦਿਨਾਂ ਦੇ ਨਾਮ
੫. ਗਤੀਵਿਧੀ- ਵਿਰੋਧੀ ਸ਼ਬਦ
੬. ਸਾਖੀ- ਭਾਈ ਲਹਿਣਾ ਜੀ ਤੋਂ ਸ੍ਰੀ ਗੁਰੂ ਅੰਗਦ ਦੇਵ ਜੀ

ਮਾਰਚ ਸਮੈਸਟਰ ੧੧ ਇਮਤਿਹਾਨ

# Directorate of Education, Bahadurgarh (Patiala) SGPC

Syllabus 2025-26

Class:- Bal-Phulwari III (UKG)

Subject:- EVS

Month	Topic	Teaching Method
April	Who am I my favourite things	Paste a photograph of yourself. <b>Self-Introduction:-</b> My name is ..... I am a boy/girl. I have a ..... I play with it. Name of my school is .....
April	My Family	Paste a photograph of family members. Paste your favourite things. Concept of small and big family. A student should know whether he has a small family or big. <b>Body parts:-</b> head, eyes, nose, ears, hands, legs, feet, lips, cheeks, chin, forehead, hair, arms, finger, thumb, teeth, tongue <b>Uses of each body part:-</b> Count body parts:- how many? I have one nose, I have two eyes, I have two ears, I have 2 hands, I have 2 legs. Spellings of Father, Mother, Brother, Sister, Grandfather and Grandmother.
May	Ten Little Fingers	Learn poem 'Ten Little Fingers'. Recognition and reading of external body parts.
	My Body Parts	<b>Use of body parts:-</b> I can write with my hands, I can walk with my legs, I can eat with my mouth.
	Five Senses	<b>Activity of sense organs:-</b> close your eyes and walk, taste the things, etc. Experience by smelling (sour or sweet). Recognise the voice of your friend by listening.

		Recognise the thing by touching.
July	Clean, healthy and safe	<p><b><u>Vocabulary words:-</u></b> Teeth, nose, hands, nails, towel, comb, brush, soap.</p> <p><b><u>Value of good habits:-</u></b> Identify and circle good habits on chart, steps of washing hands.</p> <p><b><u>Healthy and unhealthy food:-</u></b> Activity:- Draw and colour the healthy food (fruit, veg and drink).</p>
August	Healthy eating habits	<p>Wash hands before and after eating meals, eat good food, chew food properly, drink plenty of water, never waste food.</p> <p>Activity:- Manners of eating food. Kwxw Kwx qoN pihIW Aqy bwAd iv`c gurbwxi slok Aqy Ardws zrUr kro Kwxw`Kwx smyN isr Fko jl Kwxw Kwx smyN g`IW nw kro jl Kwxw Kwx smyN nYpikn Aqy c`mc dl vrqoN zrUr kro jl Kwxw cMgl qrW ic`Q ky Kwa jl Kwxw jUTw nw C`fo jl</p>
	Plants	<p><b><u>Vocabulary words:-</u></b> Tree, shrub, herb, creeper and climber.</p> <p><b><u>Parts of plant:-</u></b> Leaf, fruit, stem, flower, root, soil, air, water and sunlight. Activity:- Draw and colour a plant, label the parts of a plant.</p> <p><b><u>Things we get from plants:-</u></b> Fruits, vegetables, medicine, wood, grain, paper.</p>
October	Pet and Domestic Animals	<p><b><u>Vocabulary words:-</u></b> cat, dog, fish, parrot, rabbit. Cow, sheep, horse, camel, goat, duck, hen.</p>

		<p><b>Teacher talk:-</b> Differentiate between land and water animals, pet and domestic animals.</p> <p>Things we get from animals.</p> <p><b>Activity:-</b> Write (L) for land animals, (W) for water animals and (B) for both animals. Matching animals name with pictures.</p>
November	Birds	<p><b>Vocabulary words:-</b> Crow, eagle, ostrich, parrot, peacock, pigeon, sparrow, swan, woodpecker.</p> <p><b>Activity:-</b> Match the birds with their names.</p>
	Insects	<p>Reading and identification Insects.</p> <p><b>Activity:-</b> Circle the Insects.</p>
	Living and non-living things	<p>Identification of living and non-living things.</p> <p><b>Activity:-</b> Circle the living and non-living things.</p>
January	Air	<p>Teacher should talk on the uses of air.</p> <p><b>Activity:-</b> Tick the things that need air, colour the things that fly in the air.</p>
	Water	<p>Uses of water, sources of water.</p> <p>Teacher should talk on the uses of water as bathing, cooking, washing, drinking, watering, cleaning.</p>
	Save Water	<p><b>Activity:-</b> Skit On 'save water'.</p>
February	Vehicles	<p><b>Vocabulary words:-</b> Car, bus, train, cycle, bike, auto rickshaw, boat, ship, helicopter, aeroplane.</p> <p><b>Activity:-</b> Write (L) for land vehicles, (A) for air vehicles and (W) for water vehicles.</p>
	Safety	<p><b>Teachers talk:-</b> Value of safety rules.</p>

	Traffic Lights	<b>Poem:</b> 'Traffic Lights'.
	Festivals	Put a tick in front of the religious festivals.
	National Symbols	<b>Activity:-</b> Colour the National Flag of India.
Evaluation I	Syllabus of April & May	Internal assessment :- 10 marks Oral :- 10 marks    Written:- 30 Marks Total:- 50 marks
Evaluation II	Syllabus of July and August	Internal assessment:- 10 marks Oral :- 10 marks    Written:- 30 Marks Total:- 50 marks
Evaluation III	Syllabus of October and November	Internal assessment:- 10 marks Oral :- 10 marks    Written:- 30 Marks Total:- 50 marks
Evaluation IV	Syllabus of January and February	Internal assessment:- 10 marks Oral :- 10 marks    Written:- 30 Marks Total:- 50 marks

# Directorate of Education, Bahadurgarh (Patiala) SGPC

Syllabus 2025-26

Class:- UKG (ਬਾਲ-ਫੁਲਵਾੜੀ III)

## Subject :- Divinity

General Instructions:- ਸਿੱਖ ਇਤਿਹਾਸ ਦੇ ਪ੍ਰਸ਼ਨ ਅਧਿਆਪਕ ਦੁਆਰਾ ਬੱਚਿਆਂ ਨੂੰ ਬੋਲ ਕੇ ਯਾਦ ਕਰਵਾਏ ਜਾਣਗੇ। ਕਵਿਤਾ ਨਾਲ ਐਕਸ਼ਨ ਵੀ ਸਿਖਾਏ ਜਾਣ। ਸਾਖੀ ਵੀ ਸੁਣਾ ਕੇ ਯਾਦ ਕਰਵਾਈ ਜਾਣਗੀ।

ਨਵਰ	ਨੋਟਸ
ਅਪ੍ਰੈਲ	ਦਸ ਗੁਰੂ ਸਾਹਿਬਾਨ ਦੇ ਨਾਮ ਸਾਖੀ - ਭਾਈ ਲਹਿਣਾ ਜੀ ਤੋਂ ਗੁਰੂ ਅੰਗਦ ਦੇਵ ਜੀ ਕਵਿਤਾ :- ਬਾਣੀ ਇਹ ਸਮਝਾਉਂਦੀ ਹੈ ( ਭਾਈ ਪਰਮਿੰਦਰ ਸਿੰਘ ਯੂ ਟਿਊਬ ਚੈਨਲ) ਪਾਠ - ਪੰਦਰਾਂ ਪਉੜੀਆਂ ਸ੍ਰੀ ਜਪੁਜੀ ਸਾਹਿਬ
ਮਈ	ਪਹਿਲੇ ਪੰਜ ਗੁਰੂ ਸਾਹਿਬਾਨ ਦੇ ਮਾਤਾ ਪਿਤਾ ਦੇ ਨਾਮ ਪੈਂਤੀ ਅੱਖਰੀ ਮੁਹਾਰਨੀ ਸ਼ਬਦ ਕੰਠ - “ਜੋ ਮਾਗਹਿ ਠਾਕੁਰ ਅਪੁਨੇ ਤੇ” ਕਵਿਤਾ- ਸੱਚਾ ਸੌਦਾ ਸਾਖੀ- ਸੱਚਾ ਸੌਦਾ ਪਾਠ- ਸਤਾਰਾਂ ਪਉੜੀਆਂ ਸ੍ਰੀ ਜਪੁਜੀ ਸਾਹਿਬ ਪਿਛਲੇ ਸਿਲੇਬਸ ਦੀ ਦੁਹਰਾਈ
ਜੁਲਾਈ	ਛੇਵੇਂ ਤੋਂ ਦਸਵੇਂ ਗੁਰੂ ਸਾਹਿਬਾਨ ਦੇ ਮਾਤਾ ਪਿਤਾ ਦੇ ਨਾਮ ਸ਼ਬਦ ਕੰਠ ਸਲੋਕ ਮਹਲਾ ੫ “ਤੇਰਾ ਕੀਤਾ ਜਾਤੋ ਨਾਹੀ” ਕਵਿਤਾ ਸ਼ੁਕਰਾਨਾ ( ਕਹਿਲਸਓਪਹੁਲਾਓਰਿ ਯੂ ਟਿਊਬ ਚੈਨਲ) ਸਾਖੀ ਵੇਈ ਪ੍ਰਵੇਸ਼ ਸ੍ਰੀ ਗੁਰੂ ਨਾਨਕ ਦੇਵ ਜੀ ਪਾਠ- ਵੀਹ ਪਉੜੀਆਂ ਸ੍ਰੀ ਜਪੁਜੀ ਸਾਹਿਬ ਪਿਛਲੇ ਸਿਲੇਬਸ ਦੀ ਦੁਹਰਾਈ
ਅਗਸਤ	ਪੰਜ ਕਕਾਰ ਸ਼ਬਦ ਕੰਠ “ਜਾ ਤੂੰ ਮੇਰੈ ਵਲਿ ਹੈ ਤਾ ਕਿਆ ਮੁਹਛੰਦਾ” ਕਵਿਤਾ ਸ੍ਰੀ ਗੁਰੂ ਨਾਨਕ ਦੇਵ ਜੀ ਸਾਖੀ ਮੋਦੀ ਖਾਨਾ ਸ੍ਰੀ ਗੁਰੂ ਨਾਨਕ ਦੇਵ ਜੀ ਪਾਠ ਪੱਚੀ ਪਉੜੀਆਂ ਸ੍ਰੀ ਜਪੁਜੀ ਸਾਹਿਬ ਪਿਛਲੇ ਸਿਲੇਬਸ ਦੀ ਦੁਹਰਾਈ
ਅਕਤੂਬਰ	ਪੰਜ ਤਖਤ ਸ਼ਬਦ ਕੰਠ “ਹਰਿ ਜੁਗੁ ਜੁਗੁ ਭਗਤ ਉਪਾਇਆ ਪੈਜ ਰਖਦਾ ਆਇਆ ਰਾਮ ਰਾਜ” ॥ ਕਵਿਤਾ ਕੇਸ ਸਾਖੀ ਭਾਈ ਤਾਰੂ ਸਿੰਘ ਜੀ ਪਾਠ ਤੀਹ ਪਉੜੀਆਂ ਸ੍ਰੀ ਜਪੁਜੀ ਸਾਹਿਬ ਪਿਛਲੇ ਸਿਲੇਬਸ ਦੀ ਦੁਹਰਾਈ
ਨਵੰਬਰ	ਚਾਰ ਸਾਹਿਬਜ਼ਾਦਿਆਂ ਦੇ ਨਾਮ ਸ਼ਬਦ ਕੰਠ ਸਕੋਲ “ਗੁਰੂ ਗੋਬਿੰਦ ਗਾਇਓ ਨਹੀ-----ਜਲ ਕਉ ਮੀਨੁ” ਕਵਿਤਾ ਸਿੱਖ ਗੁਰੂ ਦਾ ( ਅਨਓਰਿਹਓਦ.ਚੋਮ ਯੂ ਟਿਊਬ ਚੈਨਲ) ਸਾਖੀ ਗੁਰੂ ਤੇਗ ਬਹਾਦਰ ਜੀ ਦੀ ਸ਼ਹਾਦਤ, ਭਾਈ ਦਿਆਲਾ ਜੀ ਭਾਈ ਮਤੀ ਦਾਸ ਜੀ ਭਾਈ ਸਤੀ ਦਾਸ ਜੀ ਦੀ ਸ਼ਹਾਦਤ ਪਾਠ ਪੈਂਤੀ ਪਉੜੀਆਂ ਸ੍ਰੀ ਜਪੁਜੀ ਸਾਹਿਬ ਪਿਛਲੇ ਸਿਲੇਬਸ ਦੀ ਦੁਹਰਾਈ
ਦਸੰਬਰ	ਪੰਜ ਪਿਆਰਿਆਂ ਦੇ ਨਾਮ ਬੱਚਿਆਂ ਨੂੰ ‘ਚਾਰ ਸਾਹਿਬਜ਼ਾਦੇ’ ਮੂਵੀ ਦਿਖਾਉਣੀ ਹੈ

	ਸਾਖੀ ਚਮਕੌਰ ਦੀ ਗੜੀ ਸ਼ਬਦ ਕੰਠ “ਸੂਰਾ ਸੋ ਪਹਿਚਾਨੀਐ ਜੁ ਲਰੇ ਦੀਨ ਕੇ ਹੇਤ” ਪਿਛਲੇ ਸਿਲੇਬਸ ਦੀ ਦੁਹਰਾਈ
ਜਨਵਰੀ	ਪਾਠ ਸੰਪੂਰਨ ਸ੍ਰੀ ਜਪੁਜੀ ਸਾਹਿਬ ਸਾਖੀ ਸ਼ਹਾਦਤ ਸ੍ਰੀ ਗੁਰੂ ਅਰਜਨ ਦੇਵ ਜੀ ਕਵਿਤਾ ਮੇਰੀ ਮਾਂ ( ਅਨਓਓਹਓਦ.ਚੌਮ ਯੂ ਟਿਊਬ ਚੈਨਲ) ਸ਼ਬਦ ਕੰਠ “ਰਾਖਾ ਏਕੁ ਹਮਾਰਾ ਸੁਆਮੀ”॥ ਪਿਛਲੇ ਸਿਲੇਬਸ ਦੀ ਦੁਹਰਾਈ
ਫਰਵਰੀ	ਦੁਹਰਾਈ

ਨੋਟ:- ਵਿਦਿਆਰਥੀਆਂ ਨੂੰ ਸ਼੍ਰੋਮਣੀ ਗੁਰਦੁਆਰਾ ਪ੍ਰਬੰਧਕ ਕਮੇਟੀ ਵੱਲੋਂ ਛਾਪੀਆਂ ਗਈਆਂ ਭੇਟਾ ਰਹਿਤ ਕਿਤਾਬਾਂ ‘ਆਓ ਗੁਰ-ਇਤਿਹਾਸ ਜਾਣੀਏ’, ‘ਖੁਨ ਸ਼ਹੀਦਾਂ ਦਾ’, ‘ਨਿੱਕੀਆਂ ਜਿੰਦਾਂ ਵੱਡੇ ਸਾਕੇ’ ਅਤੇ ‘ਸਿੱਖ ਰਹਿਤ ਮਰਿਯਾਦਾ’ ਤੋਂ ਪੜ੍ਹਾਇਆ ਜਾਵੇ। ਇਹ ਪੁਸਤਕਾਂ ਵਿਦਿਆਰਥੀਆਂ ਨੂੰ ਭੇਟਾ ਰਹਿਤ ਵੰਡੀਆਂ ਜਾਣ।

ਪ੍ਰਸ਼ਨ ਪੱਤਰ ਸੰਬੰਧੀ ਦਿਸ਼ਾ-ਨਿਰਦੇਸ਼:-

- ਹਰ ਮਹੀਨੇ ਦੇ ਅਖੀਰਲੇ ਹਫ਼ਤੇ ਵਿਦਿਆਰਥੀਆਂ ਪਾਸੋਂ ਸਿਲੇਬਸ ਅਨੁਸਾਰ ਪ੍ਰਸ਼ਨ ਪੱਤਰ ਤਿਆਰ ਕਰਕੇ ਸੁਣਿਆ ਜਾਵੇ।
- ਪੂਰੀ ਸਾਖੀ ਨਾ ਸੁਣੀ ਜਾਵੇ। ਸਾਖੀ ਦੀ ਅਸੈਸਮੈਂਟ ਲਈ ਮੌਖਿਕ ਪ੍ਰਸ਼ਨ ਪੁੱਛੇ ਜਾ ਸਕਦੇ ਹਨ।
- ਮੌਖਿਕ ਪ੍ਰਸ਼ਨ ਪੱਤਰ ੧੦ ਅੰਕ ਦਾ ਹੋਵੇ।
- Evaluation I – Average of April & May month
- Evaluation II – Average of July & August month
- Evaluation III – Average of October & November month
- Evaluation IV- Average of January & February month

## Games for Primary

Games	Skills	Values	Materials
Stapoo	Balancing	Accuracy	Flat stone , chalk
Sack race	Hopping	Sensitize to disability	Sack
Follow the leader	Observation	To follow the leader	-
Blindman bluff	Activiting sense organs	Sensitize to blind	Cloth for blindfolding
Dumb charades	Expression with speaking	Sensitize to dumb	-
Tailing the donkey	Accuracy		Cloth for blingfolding, chalk , blackboard.
I wrote a letter to my father	Concentration	teamspirit	handkerchief
Red light , green light	Spelling	teamspirit	-
Passing the parcel	creativity	Removing intubition	music
Chain cook	Hand and eye co-ordination	Teamwork	-
London stop	Concentration , listening skill		-
Tippy tippy top top	Observation , listening skill	efficiency	-
Be quick	Develop G.K. Listenin, thinking	Concentration confidence	-
Word antakshari	Listening speaking ,thinking	Confidence, correlation	-
Langri -taang	Balancing	Hardwork, teamspirit , will power.	-
kabaddi	Team work , team spirit	Discipline, will power	-
Pithoo	Teamwork , discipline	Confidence	Ball, stone.
Dadaji ke chithi	Alertness	-	hankey
Games	Skills	Values	Materials
Book balancing	Balancing ,confidence, concentration	-	book
Skipping rope	Balancing	-	Rope
Seven times	Counting, observation	Honesty, tolerance , cooperation	7 pieces of tiles & small ball
Zing zing - zing	Concentration sill	Co-ordination	-
Statue	Listening	Self control	-

## Games for Primary

Games	Skills	Values	Materials
Shapoo	Balancing	Accuracy	flat stone, chalk
Sack race	Hopping	Sensitize to disability	Sack
Follow the leader	Observation	To follow the leader	
Blindman bluff	Activating sense organs	Sensitize to blind	Cloth for blindfolding
Dumb charades	Expression with speaking	Sensitize to dumb	
Tailing the donkey	Accuracy		Cloth for blindfolding, chalk, blackboard
I wrote a letter to my father	Concentration	team spirit	handkerchief
Red light, green light	Spelling	team spirit	
Passing the parcel	creativity	Removing inhibition	music
Chain cook	Hand and eye co-ordination	Teamwork	
London stop	Concentration, listening skill		
Tippy tippy top top	Observation, listening skill	efficiency	
Be quick	Develop G.K. Listenin, thinking	Concentration confidence	
Word antakshari	Listening speaking, thinking	Confidence, correlation	
Langri - taang	Balancing	Hardwork, team spirit, will power.	
kabaddi	Team work, team spirit.	Discipline, will power	
Pithoo	Teamwork, discipline	Confidence	Ball, stone
Dadaji ke chithi	Alertness		hankey
Games	Skills	Values	Materials
Book balancing	Balancing, confidence, concentration		book
Skipping rope	Balancing		Rope
Seven times	Counting, observation	Honesty, tolerance, cooperation	7 pieces of tiles & small ball
Zing zing zing	Concentration sill	Co-ordination	
Statue	Listening	Self control	